

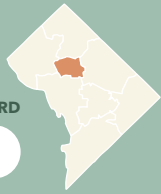


2014 School Performance Report

Howard University Middle School of Mathematics and Science PCS

WARD

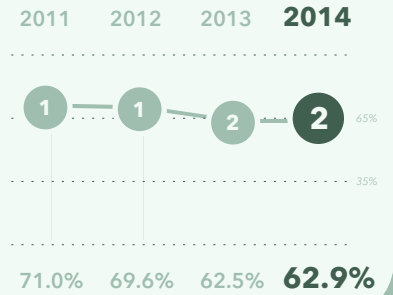
1



405 Howard Place NW
Washington, DC 20059

202-806-7725
www.howard.edu/ms2

TIER SCORES



School Profile (2014–15)

School Mission / Purpose

In collaboration with the school community, the mission of the Howard University Middle School of Mathematics and Science is to provide our students with a foundation in all academic subjects, including an emphasis in mathematics and science, and to nurture the social and emotional growth of each. An appreciation for diversity and sensitivity for all is encouraged through an enriched education that prepares students to succeed in high school and beyond.

Unique School Characteristics

- Located on the campus of Howard University
- Strong emphasis on mathematics, science and technology
- Small class sizes
- Numerous public and private partnerships
- Biweekly Saturday Academy; extended enrichment, and STEM connections

Board Chair

Wendell Johns

Principal

Angelique Tucker Blackmon, Ph.D.

School Hours

7:50 a.m. - 4:30 p.m.

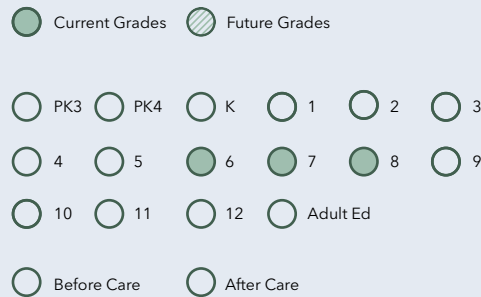
Executive Director

Yohance Maqubela

First School Year

2005-06

Grades Served

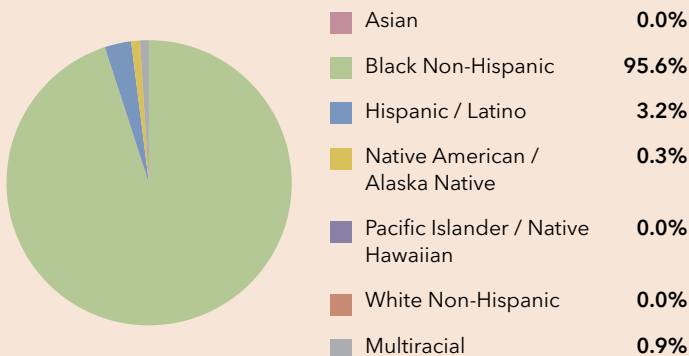


Tier Explanation

- High Performing**
(65.0% - 100.0%)
- Mid Performing**
(35.0% - 64.9%)
- Low Performing**
(0.0% - 34.9%)

For schools serving grades 3-12, PCSB has implemented the **Performance Management Framework (PMF)** to assess school-wide academic performance. Schools are rated by tiers: **Tier 1** schools meet standards of high performance; **Tier 2** schools fall short of high performance standards but meet minimum overall performance standards; and **Tier 3** schools fall significantly short of high performance standards, showing inadequate performance.

Student Demographics (2013–14)



Total Enrollment
318

English Language Learner
4.7%

Economically Disadvantaged
66.2%

Special Education
6.3%

Transportation



Metro / Bus Service *
Shaw-Howard; 70, 79

*Please check www.wmata.com for updates

Howard University Middle School of Mathematics and Science PCS

2014 School Performance Report

(2013–14)

Grades Measured: 6–8



Points Earned
out of
Points Possible

Percent of
Possible
Points

Student Progress (40 points): Academic Improvement Over Time

Growth on DC CAS Reading over time



7.8 out of 20.0

39.0%

Growth on DC CAS Mathematics over time



10.8 out of 20.0

54.0%

Student Achievement (25 points): Meeting or Exceeding Academic Standards

DC CAS Reading

Proficient and Above



5.3 out of 10.0

53.0%

Advanced only



1.2 out of 2.5

48.0%

DC CAS Mathematics

Proficient and Above



6.6 out of 10.0

66.0%

Advanced only



2.5 out of 2.5

100.0%

Gateway (15 points): Outcomes in Key Subjects that Predict Future Educational Success

Proficient and Advanced 8th Grade Mathematics



12.7 out of 15.0

84.7%

Leading Indicators (20 points): Predictors of Future Student Progress and Achievement

Attendance



7.8 out of 10.0

78.0%

Re-enrollment



8.2 out of 10.0

82.0%

TOTAL SCORE

TIER 2

62.9 out of 100

62.9%

For a more detailed explanation of the indicators, see our technical guide.