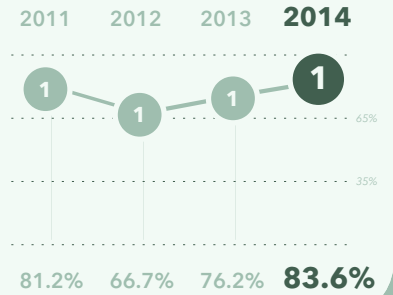


## KIPP DC - College Preparatory PCS

1401 Brentwood Parkway NE  
Washington, DC 20002

202-678-2527  
www.kippdc.org

### TIER SCORES



### School Profile (2014–15)

#### School Mission / Purpose

KIPP DC's mission is to create and sustain the highest quality school system for the most underserved communities in Washington, DC. KIPP DC students will develop the knowledge, skills, and character necessary to become thoughtful, influential, and successful citizens in the competitive world.

#### Unique School Characteristics

- College preparatory curriculum including AP courses
- College transition course aiding with application process and test preparation
- 100% college acceptance rate for graduating seniors
- Access to competitive sports teams and music and arts

#### Board Chair

Terry Golden

#### School Leader

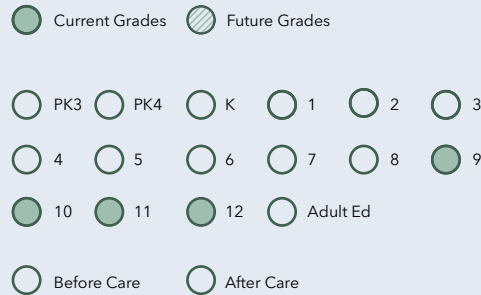
Jessica Cunningham

#### School Hours

8:00 a.m. - 4:15 p.m.

#### Grades Served

Is part of a PK-12 network.



#### Founder and CEO

Susan Schaeffler

#### First School Year

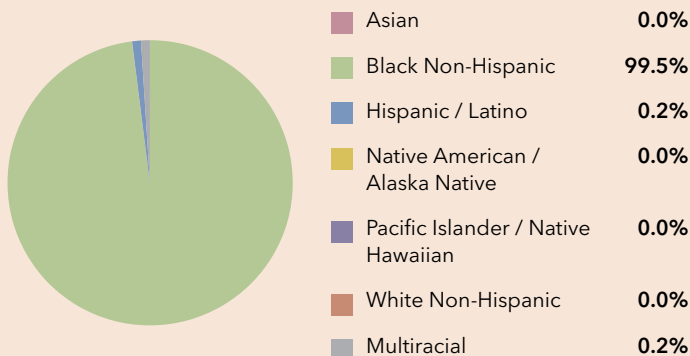
2009-10

### Tier Explanation

- 1 High Performing**  
(65.0% - 100.0%)
- 2 Mid Performing**  
(35.0% - 64.9%)
- 3 Low Performing**  
(0.0% - 34.9%)

For schools serving grades 3-12, PCSB has implemented the **Performance Management Framework (PMF)** to assess school-wide academic performance. Schools are rated by tiers: **Tier 1** schools meet standards of high performance; **Tier 2** schools fall short of high performance standards but meet minimum overall performance standards; and **Tier 3** schools fall significantly short of high performance standards, showing inadequate performance.

### Student Demographics (2013–14)



**Total Enrollment**  
424

**English Language Learner**  
0.0%

**Economically Disadvantaged**  
69.8%

**Special Education**  
17.9%

### Transportation



**Metro / Bus Service \***  
NOMA-Gallaudet

\*Please check [www.wmata.com](http://www.wmata.com) for updates

# KIPP DC - College Preparatory PCS

## 2014 School Performance Report

(2013–14)

### Grades Measured: 9-12



Points Earned  
out of  
Points Possible

Percent of  
Possible  
Points

#### Student Progress (15 points): Test Score Improvement Over Time

Growth on DC CAS Reading over time



3.9 out of 7.5

52.0%

Growth on DC CAS Mathematics over time



6.5 out of 7.5

86.7%

#### Student Achievement (25 points): Meeting or Exceeding Standards

High Grades DC CAS Reading  
Proficient and Above



6.5 out of 10

65.0%

Advanced only



1.9 out of 2.5

76.0%

High Grades DC CAS Mathematics  
Proficient and Above



9.4 out of 10.0

94.0%

Advanced only



2.5 out of 2.5

100.0%

#### Gateway (35 points): Outcomes Aligned to College and Career Readiness

Four-Year Graduation Rate



4.9 out of 7.5

65.3%

PSAT Performance (11th)



5.2 out of 7.5

69.3%

SAT/ACT Performance (12th)



7.2 out of 7.5

96.0%

College Acceptance Rate



7.5 out of 7.5

100.0%

College Readiness: Advanced Placement /  
International Baccalaureate Achievement



5.0 out of 5.0

100.0%

#### Leading Indicators (25 points): Predictors of Future Student Progress and Achievement

Attendance



10.0 out of 10.0

100.0%

Re-enrollment



9.9 out of 10.0

99.0%

9th Grade Credits (on track to graduate)



3.2 out of 5.0

64.0%

**TOTAL SCORE**

**TIER 1**

83.6 out of 100

**83.6%**

# KIPP DC - College Preparatory PCS

## 2014 School Performance Report

(2013-14)

### Future Metrics

School  
Performance

#### Gateway: Outcomes Aligned to College and Career Readiness

<b>Graduation Rate</b> Five-Year Graduation Rate	<b>97.6%</b>
<b>College Readiness: Advanced Placement / International Baccalaureate Achievement and Dual Enrollment Achievement</b>	<b>38.6%</b>
<b>Career Readiness: Career and Technical Education (CTE) Program Achievement</b> CTE Program of Study Completion Rate	<b>N/A</b>
CTE Certification Exam Pass Rate	<b>N/A</b>

*For a more detailed explanation of the indicators, see our technical guide.*