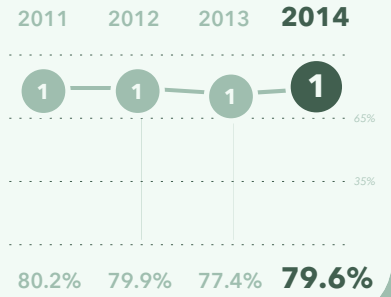


Thurgood Marshall Academy PCS

2427 Martin Luther King Jr. Ave SE 202-563-6862
 Washington, DC 20020 www.thurgoodmarshallacademy.org

TIER SCORES



School Profile (2014–15)

School Mission / Purpose

Our mission is to prepare students to succeed in college and to actively engage in our democratic society.

Unique School Characteristics

- DC's only law-themed high school
- 100% college acceptance for all 10 graduation classes
- Rigorous college preparatory curriculum
- Mentoring and tutoring programs included as wrap-around services
- Competitive athletic program in a state-of-the-art gymnasium

Board Chair

Kannon Shanmugam

Executive Director

Alexandra Pardo, Ed.D.

Academic Director

LaRita Williams

First School Year

2001-02

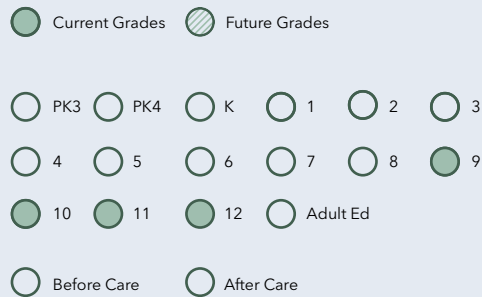
School Hours

MWRF: 8:00 a.m. – 3:30 p.m.

T: 8:00 a.m. – 4:00 p.m.

Grades Served

Takes applications through 11th.

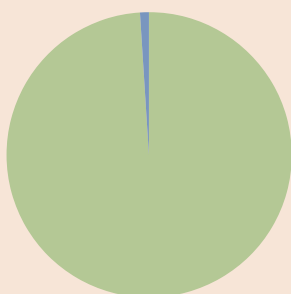


Tier Explanation

- 1 High Performing**
(65.0% - 100.0%)
- 2 Mid Performing**
(35.0% - 64.9%)
- 3 Low Performing**
(0.0% - 34.9%)

For schools serving grades 3-12, PCSB has implemented the **Performance Management Framework (PMF)** to assess school-wide academic performance. Schools are rated by tiers: **Tier 1** schools meet standards of high performance; **Tier 2** schools fall short of high performance standards but meet minimum overall performance standards; and **Tier 3** schools fall significantly short of high performance standards, showing inadequate performance.

Student Demographics (2013–14)



Asian	0.0%
Black Non-Hispanic	99.7%
Hispanic / Latino	0.3%
Native American / Alaska Native	0.0%
Pacific Islander / Native Hawaiian	0.0%
White Non-Hispanic	0.0%
Multiracial	0.0%

Total Enrollment	399
English Language Learner	0.0%
Economically Disadvantaged	70.4%
Special Education	11.8%

Transportation



Metro / Bus Service *
Anacostia

*Please check www.wmata.com for updates

Thurgood Marshall Academy PCS

2014 School Performance Report

(2013–14)

Grades Measured: 9-12



Points Earned
out of
Points Possible

Percent of
Possible
Points

Student Progress (15 points): Test Score Improvement Over Time

Growth on DC CAS Reading over time



7.5 out of 7.5

100.0%

Growth on DC CAS Mathematics over time



7.5 out of 7.5

100.0%

Student Achievement (25 points): Meeting or Exceeding Standards

High Grades DC CAS Reading
Proficient and Above



6.3 out of 10

63.0%

Advanced only



0.8 out of 2.5

32.0%

High Grades DC CAS Mathematics
Proficient and Above



8.0 out of 10.0

80.0%

Advanced only



0.4 out of 2.5

16.0%

Gateway (35 points): Outcomes Aligned to College and Career Readiness

Four-Year Graduation Rate



3.5 out of 7.5

46.7%

PSAT Performance (11th)



7.3 out of 7.5

97.3%

SAT/ACT Performance (12th)



5.8 out of 7.5

77.3%

College Acceptance Rate



7.5 out of 7.5

100.0%

College Readiness: Advanced Placement /
International Baccalaureate Achievement



5.0 out of 5.0

100.0%

Leading Indicators (25 points): Predictors of Future Student Progress and Achievement

Attendance



10.0 out of 10.0

100.0%

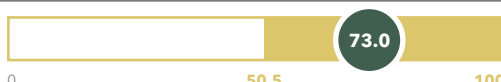
Re-enrollment



7.7 out of 10.0

77.0%

9th Grade Credits (on track to graduate)



2.3 out of 5.0

46.0%

TOTAL SCORE

TIER 1

79.6 out of 100

79.6%

Thurgood Marshall Academy PCS

2014 School Performance Report

(2013-14)

Future Metrics

School
Performance

Gateway: Outcomes Aligned to College and Career Readiness

Graduation Rate Five-Year Graduation Rate	92.3%
College Readiness: Advanced Placement / International Baccalaureate Achievement and Dual Enrollment Achievement	41.5%
Career Readiness: Career and Technical Education (CTE) Program Achievement CTE Program of Study Completion Rate	N/A
CTE Certification Exam Pass Rate	N/A

For a more detailed explanation of the indicators, see our technical guide.