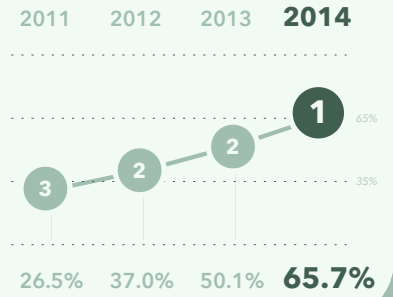


Center City PCS - Congress Heights

220 Highview Place SE
Washington, DC 20032

202-562-7070
www.centercitypcs.org

TIER SCORES



School Profile (2014–15)

School Mission / Purpose

The Center City Public Charter Schools (CCPCS) empower our children for success through a rigorous academic program and strong character education while challenging students to pursue personal excellence in character, conduct, and scholarship in order to develop the skills necessary to both serve and lead others in the 21st century.

Unique School Characteristics

- Yearlong curricular and thematic capstone project focused on core values
- Extended learning program daily with academic support and enrichment activities
- Saturday sports program in flag football, basketball, volleyball, and soccer
- After-school clubs and homework help; classes in enrichment subjects, such as advanced music theory
- Capstone projects include book study, service learning, oral and visual presentation, and writing product

Board Chair

Thomas O'Hara

Principal

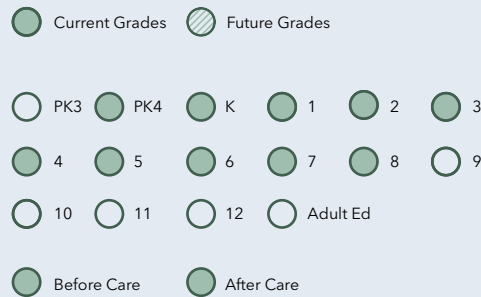
Niya White

School Hours

MTRF: 8:30 a.m. – 4:00 p.m.
W: 8:30 a.m. – 2:30 p.m.

Grades Served

Is part of a PK-8 network.



President and CEO

Russ E. Williams, Jr.

First School Year

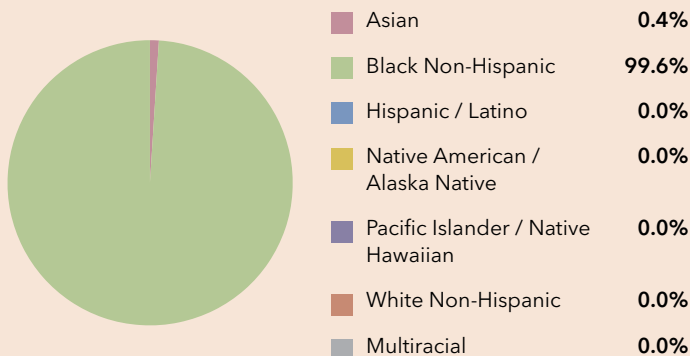
2008-09

Tier Explanations

- High Performing**
(65.0% - 100.0%)
- Mid Performing**
(35.0% - 64.9%)
- Low Performing**
(0.0% - 34.9%)

For schools serving grades 3-12, PCSB has implemented the **Performance Management Framework (PMF)** to assess school-wide academic performance. Schools are rated by tiers: **Tier 1** schools meet standards of high performance; **Tier 2** schools fall short of high performance standards but meet minimum overall performance standards; and **Tier 3** schools fall significantly short of high performance standards, showing inadequate performance.

Student Demographics (2013–14)



Total Enrollment
227

English Language Learner
0.4%

Economically Disadvantaged
>60%**

Special Education
8.8%

** Community Eligible Schools serve at least 60% low-income students and offer free school meals to all students.

Transportation



Metro / Bus Service *
Congress Heights; A2, A42, A8, A48

*Please check www.wmata.com for updates

Center City PCS - Congress Heights

2014 School Performance Report

(2013–14)

Grades Measured: 3–8



Points Earned
out of
Points Possible

Percent of
Possible
Points

Student Progress (40 points): Academic Improvement Over Time

Growth on DC CAS Reading over time



19.1 out of 20.0

95.5%

Growth on DC CAS Mathematics over time



16.4 out of 20.0

82.0%

Student Achievement (25 points): Meeting or Exceeding Academic Standards

Elementary Grades DC CAS Reading
Proficient and Above



0.9 out of 5.0

18.0%

Advanced Only



0.00 out of 1.25

0.0%

Elementary Grades DC CAS Mathematics
Proficient and Above



1.4 out of 5.0

28.0%

Advanced Only



0.00 out of 1.25

0.0%

Middle Grades DC CAS Reading
Proficient and Above



2.6 out of 5.0

52.0%

Advanced Only



0.41 out of 1.25

32.8%

Middle Grades DC CAS Mathematics
Proficient and Above



2.6 out of 5.0

52.0%

Advanced Only



1.01 out of 1.25

80.8%

Gateway (15 points): Outcomes in Key Subjects that Predict Future Educational Success

Proficient and Advanced 3rd Grade Reading



1.4 out of 7.5

18.7%

Proficient and Advanced 8th Grade
Mathematics



6.7 out of 7.5

89.3%

Leading Indicators (20 points): Predictors of Future Student Progress and Achievement

Attendance



9.8 out of 10.0

98.0%

Re-enrollment



3.4 out of 10.0

34.0%

TOTAL SCORE

TIER 1

65.7 out of 100

65.7%

For a more detailed explanation of the indicators, see our technical guide.