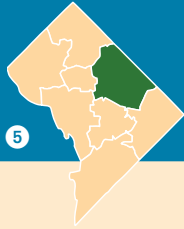




# 2012 School Performance Report

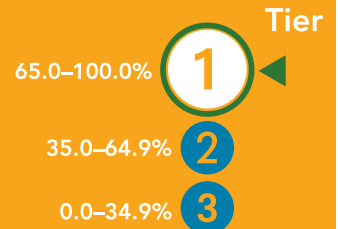
## DC Prep PCS – Edgewood Middle

WARD 5



701 Edgewood Street, NE  
Washington, DC 20017

(202) 832-5700  
www.dcrep.org



Total Score: **90.8%**

2011 Score: 92.3% **1**

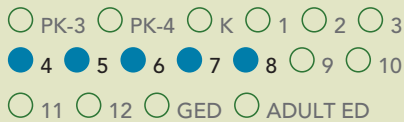
### School Profile

**Board Chair:** Le Roy (Terry) Eakin III  
**First School Year:** 2003–04

**Principal:** Cassie Meltzer Pergament

**Total Enrollment:** 260

**2012–13 Grades:**



**2012–13 Application Deadline:**  
March 15, 2013 (Common App Date)

Before Care  After Care

**School Mission:**

DC Prep’s mission is to bridge the educational divide in Washington, DC by increasing the number of students from underserved communities with the academic preparation and personal character to succeed in competitive high schools and colleges.

**Unique School Characteristics**

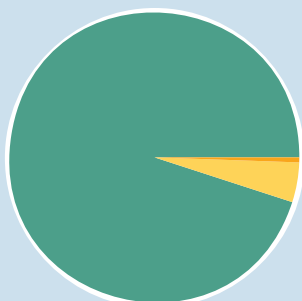
- Twin focus on rigorous academics and character education for success in high school, college and beyond
- PrepNext program helps student alumni transition to high school, and on into college; 100% of graduates entered college-preparatory high schools
- Balances joy in learning with urgency and rigor; fosters a strong home-school partnership
- Decade-long track record of outstanding academic performance

### Tier Explanations

- 1** High Performing
- 2** Mid Performing
- 3** Low Performing

For schools serving grades 3–8 and grade 10, the DC Public Charter School Board has implemented the Performance Management Framework to assess school-wide academic performance. Schools are rated by tiers: **Tier 1** schools meet standards of high performance; **Tier 2** schools fall short of high performance standards but meet minimum overall performance standards; and **Tier 3** schools fall significantly short of high performance standards, showing inadequate performance.

### Student Demographics



African American	95.0%
Hispanic/Latino	4.6%
Caucasian	0.0%
Asian/Pacific Islander	0.4%
Native American/Indian	0.0%
Other	0.0%

English Language Learners: 0.8%

Low Income: 81.5%

Special Education: 16.9%

### Transportation

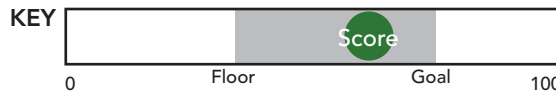


**Metro/Bus Service\***  
Rhode Island Avenue or Brookland-CUA Metro Station/D8; G8

\*Please check [www.wmata.com](http://www.wmata.com) for updates.

# DC Prep PCS – Edgewood Middle

2012 School Performance Report



Points Earned  
Points Possible

Percent of  
Possible  
Points

## Grades measured: 4–8

Student Progress (40 points): Academic improvement over time			
Growth on DC-CAS Reading over time		$\frac{17.7}{20.0}$	88.3%
Growth on DC-CAS Mathematics over time		$\frac{20.0}{20.0}$	100.0%
Student Achievement (25 points): Meeting or exceeding academic standards			
Elementary grades DC-CAS Reading		$\frac{3.0}{5.0}$	59.2%
Proficient and Advanced			
Advanced only		$\frac{0.72}{1.25}$	57.6%
Elementary grades DC-CAS Mathematics		$\frac{4.3}{5.0}$	85.7%
Proficient and Advanced			
Advanced only		$\frac{1.25}{1.25}$	100.0%
Middle grades DC-CAS Reading		$\frac{3.3}{5.0}$	65.5%
Proficient and Advanced			
Advanced only		$\frac{1.02}{1.25}$	81.3%
Middle grades DC-CAS Mathematics		$\frac{4.3}{5.0}$	86.7%
Proficient and Advanced			
Advanced only		$\frac{1.25}{1.25}$	100.0%
Gateway (15 points): Outcomes in key subjects that predict future educational success			
Proficient and Advanced 3rd grade Reading		—	N/A
Proficient and Advanced 8th grade Mathematics		$\frac{14.3}{15.0}$	95.3%
Leading Indicators (20 points): Predictors of future student progress and achievement			
Attendance		$\frac{10.0}{10.0}$	100.0%
Re-enrollment in this school		$\frac{9.8}{10.0}$	98.2%
<b>TOTAL SCORE</b>	<b>TIER 1</b>	$\frac{90.8}{100.0}$	<b>90.8%</b>

For a more detailed explanation of the indicators, see our user guide.