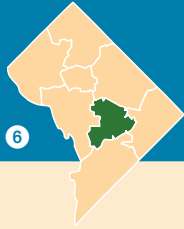




# 2012 School Performance Report

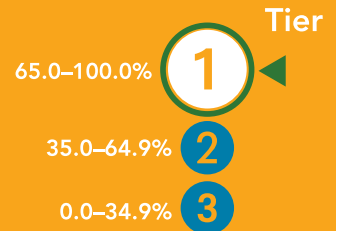
## Two Rivers PCS

WARD 6



1227 4th Street, NE  
Washington, DC 20002

(202) 546-4477  
www.tworiverspcs.org



Total Score: **73.8%**

2011 Score: 75.0% **1**

### School Profile

#### Board Chair:

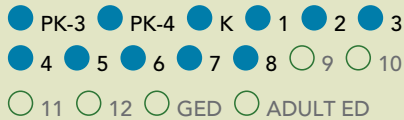
Ann Gosier

#### Executive Director:

Jessica Wodatch

Total Enrollment: 456

#### 2012–13 Grades:



#### 2012–13 Application Deadline:

March 15, 2013 (Common App Date)

Before Care  After Care

Percentage of Highly Qualified Teachers: 100%

Student-to-Teacher Ratio: 12 to 1

#### School Mission:

To nurture a diverse group of students to become lifelong, active participants in their own education, develop a sense of self and community, and become responsible and compassionate members of society.

#### Unique School Characteristics

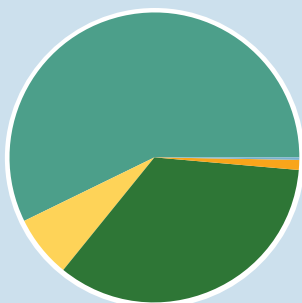
- Expeditionary learning model, which emphasizes interactive, hands-on, project-based learning
- Integrates the arts, Spanish, and physical education
- Responsive classroom school
- Highly skilled, dedicated staff
- A supportive community of learners
- An engaged and active parent community

### Tier Explanations

- 1** High Performing
- 2** Mid Performing
- 3** Low Performing

For schools serving grades 3–8 and grade 10, the DC Public Charter School Board has implemented the Performance Management Framework to assess school-wide academic performance. Schools are rated by tiers: **Tier 1** schools meet standards of high performance; **Tier 2** schools fall short of high performance standards but meet minimum overall performance standards; and **Tier 3** schools fall significantly short of high performance standards, showing inadequate performance.

### Student Demographics



African American	57.6%
Hispanic/Latino	6.8%
Caucasian	34.5%
Asian/Pacific Islander	1.3%
Native American/Indian	0.0%
Other	0.0%

English Language Learners: 3.3%

Low Income: 30.0%

Special Education: 18.3%

### Transportation



**Metro/Bus Service\***  
NoMa-Gallaudet U (New York Avenue) Metro Station/90,92,93

\*Please check [www.wmata.com](http://www.wmata.com) for updates.

# Two Rivers PCS



## 2012 School Performance Report











### Grades measured: 3–8

**Points Earned**  
**Points Possible**      **Percent of Possible Points**



#### Student Progress (40 points): Academic improvement over time

Growth on DC-CAS Reading over time		$\frac{16.1}{20.0}$	80.5%
Growth on DC-CAS Mathematics over time		$\frac{14.7}{20.0}$	73.6%



#### Student Achievement (25 points): Meeting or exceeding academic standards

Elementary grades DC-CAS Reading		$\frac{3.2}{5.0}$	64.2%
Proficient and Advanced			
Advanced only		$\frac{0.89}{1.25}$	71.1%
Elementary grades DC-CAS Mathematics		$\frac{3.4}{5.0}$	67.6%
Proficient and Advanced			
Advanced only		$\frac{1.15}{1.25}$	91.9%
Middle grades DC-CAS Reading		$\frac{2.9}{5.0}$	57.5%
Proficient and Advanced			
Advanced only		$\frac{0.65}{1.25}$	52.3%
Middle grades DC-CAS Mathematics		$\frac{3.0}{5.0}$	59.6%
Proficient and Advanced			
Advanced only		$\frac{0.84}{1.25}$	67.3%

#### Gateway (15 points): Outcomes in key subjects that predict future educational success

Proficient and Advanced 3rd grade Reading		$\frac{5.4}{7.5}$	71.7%
Proficient and Advanced 8th grade Mathematics		$\frac{5.2}{7.5}$	70.0%

#### Leading Indicators (20 points): Predictors of future student progress and achievement

Attendance		$\frac{8.5}{10.0}$	84.9%
Re-enrollment in this school		$\frac{7.9}{10.0}$	79.2%

**TOTAL SCORE**

**TIER 1**

$\frac{73.8}{100.0}$

**73.8%**