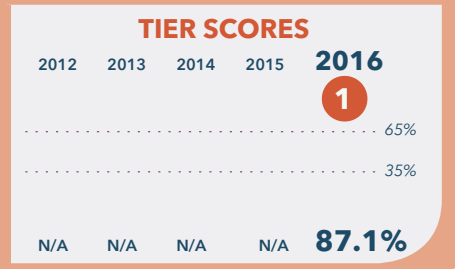


# DC Prep PCS - Edgewood Elementary

707 Edgewood Street NE  
Washington, DC 20017

202-635-4411  
www.dcrep.org



## School Profile (2016-17)

### Board Chair

Le Roy (Terry) Eakin III

### CEO

Emily Lawson

### Grades Served

● Current Grades ● Future Grades

● PK3 ● PK4 ● K ● 1

● 2 ● 3 ○ 4 ○ 5

○ 6 ○ 7 ○ 8 ○ 9

○ 10 ○ 11 ○ 12 ○ Adult Ed

Is part of a PK3-8 network.

### Resident Principal

Avise Hayes

### First School Year

2007-08

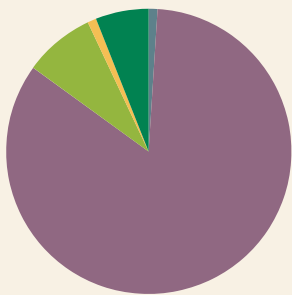
## Tier Explanations

- 1 High Performing**  
(65.0% - 100.0%)
- 2 Mid Performing**  
(35.0% - 64.9%)
- 3 Low Performing**  
(0.0% - 34.9%)

For schools serving grades PK-12, DC PCSB uses the **Performance Management Framework (PMF)** to assess school-wide academic performance. Schools are rated by tiers: **Tier 1** schools meet standards of high performance; **Tier 2** schools fall short of high performance standards but meet minimum overall performance standards; and **Tier 3** schools fall significantly short of high performance standards, showing inadequate performance.  
\* Due to the change in the state assessment, scores and tiers were not displayed in 2014-15.

## Student Demographics (2015-16)

Total Enrollment  
441



Asian	0.2%
Black Non-Hispanic	84.1%
Hispanic / Latino	8.8%
Native American / Alaska Native	0.0%
Pacific Islander / Native Hawaiian	0.0%
White Non-Hispanic	0.7%
Multiracial	6.1%

**English Language Learner**  
6.1%

**Economically Disadvantaged**  
76.9%

**Special Education**  
9.8%

**At-Risk Population**  
43.5%

## A Note from the School

Founded in 2003, DC Prep is the highest-performing network of public charter schools in Washington (2012-16), bridging the educational divide by increasing the number of students from underserved communities with the academic preparation and personal character to succeed in competitive high schools and colleges. DC Prep serves 1,700+ students in PK3-8th grade on five campuses in Wards 5, 7, and 8. Edgewood Elementary Campus (EEC) is the top-performing 3rd grade charter school in combined ELA and math proficiency on the 2016 PARCC assessment. EEC provides a developmentally appropriate, academically challenging education for PK3-3rd graders, creating an exciting learning environment that lays the foundation for college prep from the earliest years.

# DC Prep PCS - Edgewood Elementary

## 2016 School Quality Report

(2015-16)

### Grades Measured: PK3-3



Points Earned  
out of  
Points Possible

Percent of  
Possible  
Points

### Student Progress (45 points): Academic Improvement Over Time

Growth on the school's NWEA MAP assessment in reading



15.8 out of 22.5

70.2%

Growth on the school's NWEA MAP assessment in mathematics



22.5 out of 22.5

100.0%

### Student Achievement (15 points): Approaching, Meeting, or Exceeding College and Career Ready Standards

PARCC: English Language Arts

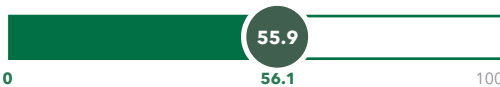
Approaching College and Career Ready and Above



3.5 out of 4.5

77.8%

College and Career Ready



3.0 out of 3.0

100.0%

PARCC: Mathematics

Approaching College and Career Ready and Above



3.9 out of 4.5

86.7%

College and Career Ready



3.0 out of 3.0

100.0%

### Gateway (10 points): Outcomes in Key Subjects that Predict Future Educational Success (returning students)

3rd Grade English Language Arts

College and Career Ready



8.8 out of 10.0

88.0%

8th Grade Mathematics

College and Career Ready



0.0 out of 0.0

N/A

### School Environment (30 points): Predictors of Future Student Progress and Achievement

Attendance

In-seat attendance



8.8 out of 9.0

97.8%

Re-enrollment

Percent of students eligible to re-enroll



7.4 out of 9.0

82.2%

Teacher Interaction Observations: Classroom Assessment

Scoring System (CLASS)

Emotional Support



3.5 out of 4.0

87.5%

Classroom Organization



3.5 out of 4.0

87.5%

Instructional Support



3.4 out of 4.0

85.0%

**TOTAL SCORE**

**TIER 1**

87.1 out of 100

**87.1%**

# DC Prep PCS - Edgewood Elementary

## 2016 School Quality Report

(2015–16)

### Grades Measured: PK3–3



#### Additional Measures: Early Childhood Student Outcomes on School-Selected Assessments

##### PK Pre-Literacy: Peabody Picture Vocabulary Test (PPVT)

Percent of students who met or exceeded the publisher's expectations for achievement at the end of the year



##### PK Math: Test of Early Mathematics Ability (TEMA)

Percent of students who met or exceeded the publisher's expectations for achievement at the end of the year

