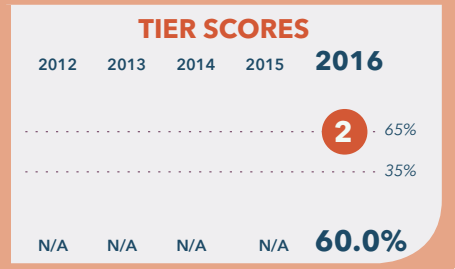


Eagle Academy PCS - Congress Heights

3400 Wheeler Road SE
Washington, DC 20032

202-544-2646
www.eagleacademypcs.org



School Profile (2016-17)

Board Chair

Kerry Lewis, M.D.

Interim Executive Director

Joe M. Smith

Grades Served

● Current Grades ● Future Grades

● PK3 ● PK4 ● K ● 1

● 2 ● 3 ○ 4 ○ 5

○ 6 ○ 7 ○ 8 ○ 9

○ 10 ○ 11 ○ 12 ○ Adult Ed

Is part of a PK-3 network.

Principal

Melanie Leonard (PK-K)

Royston Lyttle (1st-3rd)

First School Year

2003-04

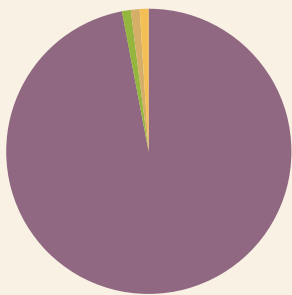
Tier Explanations

- 1 High Performing**
(65.0% - 100.0%)
- 2 Mid Performing**
(35.0% - 64.9%)
- 3 Low Performing**
(0.0% - 34.9%)

For schools serving grades PK-12, DC PCSB uses the **Performance Management Framework (PMF)** to assess school-wide academic performance. Schools are rated by tiers: **Tier 1** schools meet standards of high performance; **Tier 2** schools fall short of high performance standards but meet minimum overall performance standards; and **Tier 3** schools fall significantly short of high performance standards, showing inadequate performance. * Due to the change in the state assessment, scores and tiers were not displayed in 2014-15.

Student Demographics (2015-16)

Total Enrollment
785



Asian	0.0%
Black Non-Hispanic	99.1%
Hispanic / Latino	0.1%
Native American / Alaska Native	0.4%
Pacific Islander / Native Hawaiian	0.0%
White Non-Hispanic	0.4%
Multiracial	0.0%

English Language Learner
0.0%

Economically Disadvantaged
>60%*

Special Education
16.2%

At-Risk Population
65.2%

* Community Eligible Schools serve at least 60% low-income students and offer free school meals to all students.

A Note from the School

Eagle Academy PCS's mission is to build the foundation for a promising future for all students in a rich, robust learning environment that fosters creativity and problem-solving abilities and emphasizes cognitive, social, and emotional growth in an inclusive learning environment. Eagle maintains a strong commitment to the Community Schools model, with wraparound services and interventions for students and families. Our Common Core-aligned curriculum is bolstered by science, technology, engineering, arts, and mathematics (STEAM), music, physical education, and aquatics programming to encourage exploration. One-to-one technology integration and blended learning initiatives develop 21st-century skills. Data support programming with actionable insights.

Eagle Academy PCS - Congress Heights

2016 School Quality Report

(2015–16)

Grades Measured: PK3–3



Points Earned
out of
Points Possible

Percent of
Possible
Points

Student Progress (45 points): Academic Improvement Over Time

Growth on the school's NWEA MAP assessment in reading



12.4 out of 22.5

55.1%

Growth on the school's NWEA MAP assessment in mathematics



18.0 out of 22.5

80.0%

Student Achievement (15 points): Approaching, Meeting, or Exceeding College and Career Ready Standards

PARCC: English Language Arts

Approaching College and Career Ready and Above



2.1 out of 4.5

46.7%

College and Career Ready



1.4 out of 3.0

46.7%

PARCC: Mathematics

Approaching College and Career Ready and Above



2.4 out of 4.5

53.3%

College and Career Ready



1.4 out of 3.0

46.7%

Gateway (10 points): Outcomes in Key Subjects that Predict Future Educational Success (returning students)

3rd Grade English Language Arts

College and Career Ready



4.1 out of 10.0

41.0%

8th Grade Mathematics

College and Career Ready



0.0 out of 0.0

N/A

School Environment (30 points): Predictors of Future Student Progress and Achievement

Attendance

In-seat attendance




3.6 out of 9.0

40.0%

Re-enrollment

Percent of students eligible to re-enroll



5.0 out of 9.0

55.6%

Teacher Interaction Observations: Classroom Assessment

Scoring System (CLASS)

Emotional Support



4.0 out of 4.0

100.0%

Classroom Organization



3.2 out of 4.0

80.0%

Instructional Support



2.4 out of 4.0

60.0%

TOTAL SCORE

TIER 2

60.0 out of 100

60.0%

Eagle Academy PCS - Congress Heights

2016 School Quality Report

(2015–16)

Grades Measured: PK3–3



Additional Measures: Early Childhood Student Outcomes on School-Selected Assessments

PK Pre-Literacy: Teaching Strategies GOLD

Percent of students who met or exceeded the publisher's expectations for growth by the end of the year



PK Math: Teaching Strategies GOLD

Percent of students who met or exceeded the publisher's expectations for growth by the end of the year



PK Social Emotional Learning: Teaching Strategies GOLD

Percent of students who met or exceeded the publisher's expectations for growth by the end of the year



K-2 Social Emotional Learning: Social Skills Improvement System (SSIS)

Percent of students who met or exceeded the publisher's expectations for achievement at the end of the year

