

ADULT EDUCATION PMF TASK FORCE MEETING

MAY 25, 2016



Sareeta Schmitt
sschmitt@dcpcsb.org

Welcome and Introductions



Agenda

- Background and today's objective
- English and Spanish GED Ready “likely to pass” scores
- GED Subject Test Achievement measure options
- How Student Achievement is scored
- Next steps



BACKGROUND AND OBJECTIVES



Background

- The Board voted to open the 2016-17 PMF Policy & Technical Guide for 30 days of public comment on May 16
- The AE PMF proposed business rules include everything we discussed at the April task force meeting
- DC PCSB staff requested that the board allow the task force time to meet once more to come to agreement on the GED Subject Test measure



Objectives

- Agree on a proposal to change the business rules for Spanish GED Ready “likely to pass” scores
- Decide on the metric, business rules, and floor and target for the GED Subject Test Achievement measure



ENGLISH AND SPANISH GED READY “LIKELY TO PASS” SCORES



Follow-Up Conversation with GED Testing Service (GEDTS)

- On Monday, May 2: Carlos Rosario, The Next Step, YouthBuild, and DC PCSB spoke with GEDTS
- At DC PCSB's request, GEDTS conducted analysis of "likely to pass" and passing rate for Spanish GED by subtest.



Parameters for an Update

- The English GED Ready “likely to pass” score will remain at 145 per GEDTS guidelines
- We will use one scale score for all subject areas for simplicity and mirroring GEDTS
- DC PCSB is open to moving the Spanish GED Ready “likely to pass” score to ensure comparability between the English and Spanish GED Ready tests



Likelihood of Passing the GED by GED Ready Scale Score (ENGLISH)

Math GED Ready scale score	Probability
145	72%

RLA GED Ready scale score	Probability
145	74%

Science GED Ready scale score	Probability
145	82%

Social Studies GED Ready scale score	Probability
145	71%

Data Source: GED Testing Service



Likelihood of Passing the GED by GED Ready Scale Score (SPANISH)

Math GED Ready scale score	Probability
145	60%
150	71%*
155	79%

RLA GED Ready scale score	Probability
145	70%
150	82%
155	89%

Science GED Ready scale score	Probability
145	67%
150	76%
155	80%

Social Studies GED Ready scale score	Probability
145	57%
150	68%*
155	77%

Data Source: GED Testing Service

*approximation based on 149 and 151 probabilities



CURRENT PROPOSAL



Current Proposal for the GED-Related Student Achievement Measures

- The “likely to pass” score for both the English and Spanish GED Ready tests is a 145 or greater for all subject tests
- The “likely to pass” score aligns with GEDTS’s guidelines



Comparing the Likelihoods of Passing the GED by GED Ready Scale Score

Language	Math GED Ready scale score	Probability
English	145	72%
Spanish	145	60%

Language	RLA GED Ready scale score	Probability
English	145	74%
Spanish	145	70%

Language	Science GED Ready scale score	Probability
English	145	82%
Spanish	145	67%

Language	Social Studies GED Ready scale score	Probability
English	145	71%
Spanish	145	57%

Data Source: GED Testing Service

*approximation based on 149 and 151 probabilities



ALTERNATE PROPOSAL



Proposal to Change to the Business Rules for Spanish GED Ready “Likely to Pass” Scores

Proposed revision:

- The “likely to pass” score for the English GED Ready is a 145 or greater for all subject tests
- The “likely to pass” score for the Spanish GED Ready is a 150 or greater for all subject tests

If GEDTS makes any changes to the scale scores in the future for either the English or Spanish test, this definition will be revisited to ensure comparability between both language versions of the test.



Comparing the Likelihoods of Passing the GED by GED Ready Scale Score

Language	Math GED Ready scale score	Probability
English	145	72%
Spanish	150	71%*

Language	RLA GED Ready scale score	Probability
English	145	74%
Spanish	150	82%

Language	Science GED Ready scale score	Probability
English	145	82%
Spanish	150	76%

Language	Social Studies GED Ready scale score	Probability
English	145	71%
Spanish	150	68%*

Data Source: GED Testing Service

*approximation based on 149 and 151 probabilities



GED SUBJECT TEST ACHIEVEMENT



Feedback from the April Meeting

- Schools expressed concerns with this measure for two primary reasons:
 1. The floor and target
 2. Students who score “likely to pass” on the GED Ready but do not take the GED
- DC PCSB has two proposals for the task force to consider to address these concerns



OPTION 1



Option 1: Current Proposed GED Subject Test Achievement Metric

$$\left[\frac{\text{\# of GED subject tests passed during the program year}}{\text{\# of GED Ready "likely to pass" scores from enrolled students during the program year} + \text{\# of students recommended by the school to take the GED test w/o a GED Ready test} + \text{\# of students w/o a secondary credential who pre-tested at ABE 6 on an NRS assessment and do not have a GED Ready "likely to pass" score}} \right] \times 100$$

The ABE 6 included are those on a GED track at an AE school



Option 1 Proposal Overview

- There is no proposed change to the business rules* or metric
- See the handout for a summary of the business rules

*The earlier proposal to define “likely to pass” as 145 or greater for English GED Ready and as 150 or greater for Spanish GED Ready would apply here



Option 1 Floor and Target Proposal

- For this option, DC PCSB proposes:
 - Floor: 40
 - Target: 100
- The target is based on the empirical data that GEDTS published on “likely to pass” GED Ready test takers passing the GED and the aspiration that all students prepared for the GED take it and pass

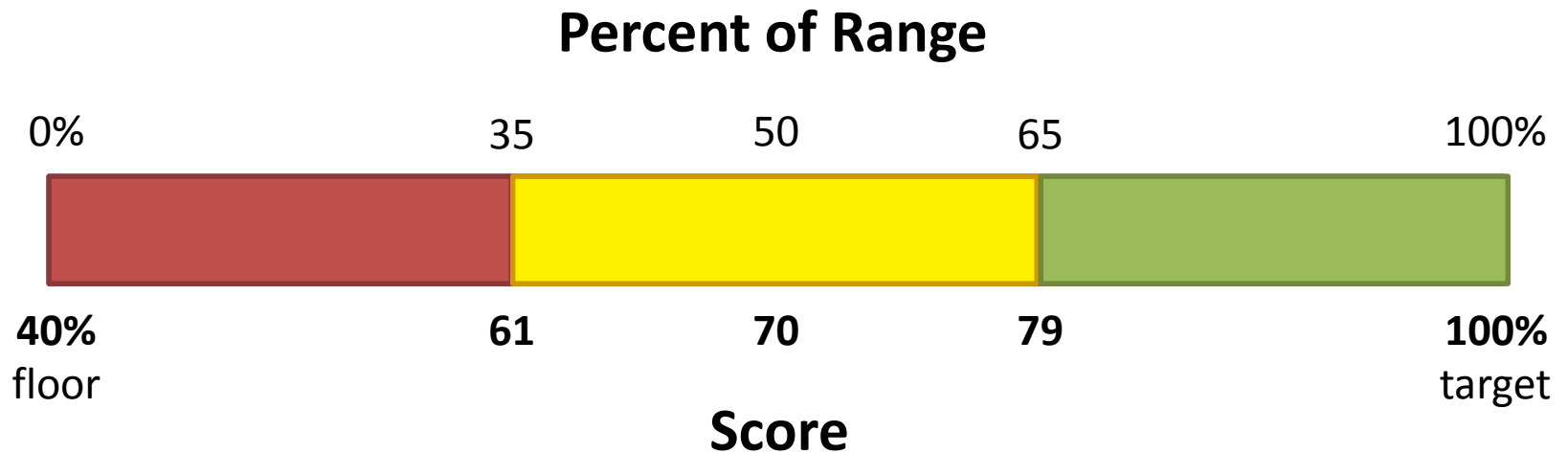


Option 1 Floor and Target Proposal (cont.)




- The floor is based on centering the floor and target on 70, which is the minimum probability of passing, recognizing that many students will have “likely to pass” scores above the minimum and can take the test multiple times



Option 1 Floor and Target Proposal (cont.)



The Meaning of Tiers

Tier 1		exceeding expectations
Tier 2		meeting expectations
Tier 3		not meeting expectations

- › DC PCSB limits additional oversight for Tier 1 and Tier 2 academic performance
- › Tier 3 performance triggers additional oversight



Any questions on Option 1, the current proposal for GED Subject Test Achievement measure?



OPTION 2



Option 2: Proposed GED Subject Test Achievement Metric

$$\left[\frac{\text{\# of GED subject tests passed during the program year}}{\text{\# of GED Ready "likely to pass" scores from enrolled students during the program year who took the GED test} + \text{\# of students recommended by the school to take the GED test w/o a GED Ready test who took the GED test} + \text{\# of students w/o a secondary credential who pre-tested at ABE 6 on an NRS assessment and took a GED subject test during the year}} \right] \times 100$$



Option 2 Proposal Overview

- The proposed metric looks at the passage rate of academically prepared students who also take the GED test
- The proposal also includes using a 75% participation rate



Option 2 Proposed Business Rules

- Let's walk through the handout with the proposed business rules



Option 2 Participation Rate

- DC PCSB's goal is to capture all academically prepared students in this measure
- Similar to the response rate for the CCR measures, if a school did not meet this participation rate, it would receive zero points for this measure



Option 2 Participation Rate (cont.)

- ▶ We recognize that there are unique circumstances that do not allow 100% of students who show that they are academically prepared to sit for the GED test
- ▶ The 75% participation rate is grounded in the sector average as of March at 78%
- ▶ This proposal means that one in four students can score “likely to pass” and not sit for the GED



AE School GED and GED Ready Data

Using 150 Passing Score

(GED: July 2015 – March 2016; GED Ready: July 2015 – January 2016)

School	% of LTP on GED Ready that did NOT take GED	Participation Rate
School A	83.3%	16.7%
School B	30.8%	69.2%
School C	18.2%	81.8%
School D	14.3%	85.7%
School E	40.0%	60.0%
School F	28.6%	71.4%
School G	23.1%	76.9%
Sector	22.0%	78.0%

“likely to pass” = LTP

Passing score did not change to 145 until April 2016



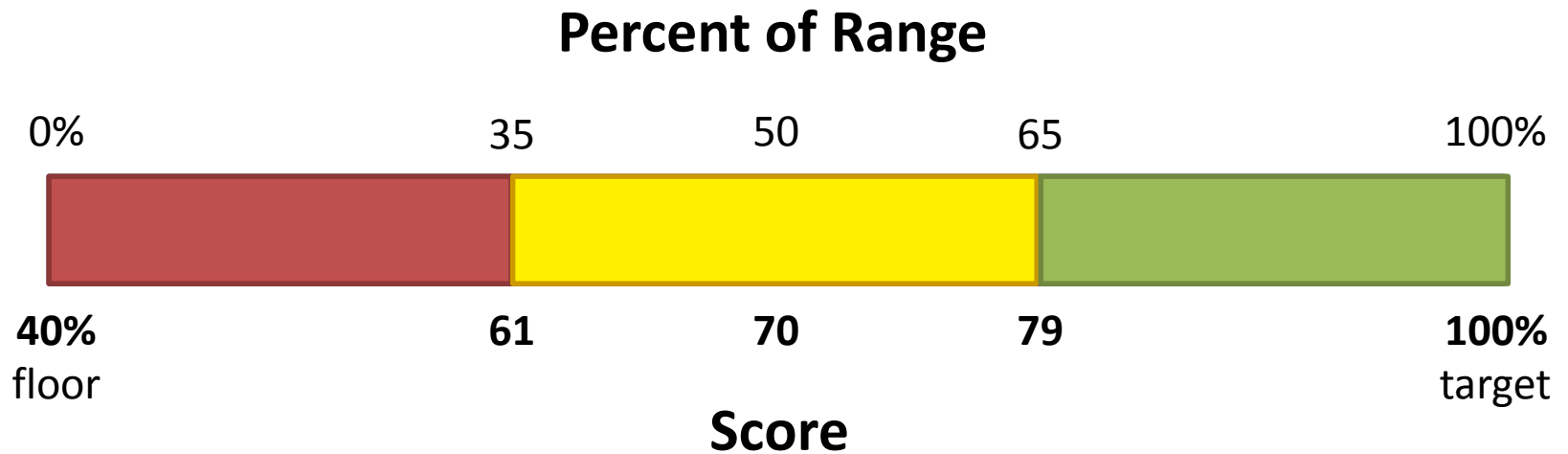
Option 2 Floor and Target Proposal

- For this option, DC PCSB proposes:
 - Floor: 40
 - Target: 100

- This is the same floor and target proposal as Option 1 with the same data and philosophy



Option 2 Floor and Target Proposal (cont.)



Any questions on the Option 2 proposal for
GED Subject Test Achievement measure?



HOW THE STUDENT ACHIEVEMENT MEASURES ARE COMBINED INTO AN OVERALL INDICATOR SCORE



Student Achievement Indicator Score

- The scored measures in the Student Achievement indicator will be combined into an overall indicator score the same way it is done for Student Progress and College and Career Readiness:
 1. The individual measures receive “percent of range” scores based on a school’s performance relative to the floor and target
 2. The indicator score is the sum of the “percent of range” scores, each weighted by its proportion of the number of unique students



Scoring Example

Earned Secondary Credential Measure

Rate of 50% with 15 unique students, using a floor of 0 and a target of 100

$$\% \text{ of Range: } \frac{50-0}{100-0} = 0.500 = 50.0\%$$

GED Subject Test Achievement Measure

Rate of 77% with 30 unique students, using a floor of 25 and a target of 95

$$\% \text{ of Range: } \frac{77-25}{95-25} \approx 0.743 = 74.3\%$$

Student Achievement Indicator

$$\text{Weighted Score: } 0.500 \left(\frac{15}{45} \right) + 0.743 \left(\frac{30}{45} \right) = \mathbf{66.2\%}$$



NEXT STEPS



Next Steps

- › **Tuesday, May 31:** [Feedback forms](#) due by noon
- › **Week of June 6:** Sareeta will update the group on the task force votes and any updates proposed for the 2016-17 PMF Policy & Technical Guide
- › **June 20:** The 2016-17 PMF Policy and Technical Guide is scheduled to have its public hearing and DC PCSB staff will share any updates to the GED-related measures with the board
- › **July 18:** The 2016-17 PMF Policy and Technical Guide is scheduled for a board vote
- › Task force meetings will pause until after the 2016-15 AE PMF data collection and validation cycle



Contact Information

Sareeta Schmitt

School Quality and Accountability
Specialist

Email: sschmitt@dcpcsb.org
Phone: 202-330-4048



DC
**PUBLIC
CHARTER**
SCHOOL
BOARD

