

# **Adult Education Task Force Meeting**

## **November 13, 2014**

# AGENDA

- Task force norms
- Today's voting items vs. discussion items
- Technical Guide Updates:
  - NEDP, Floors and targets, ESL Level 6
- Tiers
- Mission-specific goals

# TASK FORCE NORMS

1. Be goal-oriented and solutions driven.
2. Be respectful.
3. Step up, Step back.
4. One vote per LEA; 66% majority to make a change on existing board approved policy.
5. Start and stop on time.
6. Share proposals that are best for all LEA's, not just your own.

# VOTING AND DISCUSSION ITEMS

Voting Items	Discussion Items
Inclusion of the NEDP in student achievement measure	Business rule for floor and target calculations
	Tier cutoffs
	ESL 6

**NEDP**

- Percent of students enrolled in the assessment phase of the NEDP who exit during the program year with a diploma
- New Student Achievement definition –
  - Obtain secondary credential: Percentage of students that attempt and attain a passing score on the English/Spanish GED tests, or the learner obtains a diploma or state-recognized equivalent, documenting satisfactory completion of secondary studies (high school or adult high school diplomas) out of the total number of students who attempt the English/Spanish GED or diplomas or that are enrolled in the assessment phase of the NEDP.

# Tier Proposals

# Tiering ES/MS/HS Frameworks

**TIER 1 (High Performing) 65.0 – 100 points earned**

**TIER 2 (Mid Performing) 35.0 – 64.9 points earned**

**TIER 3 (Low Performing) 0.0 – 34.9 points earned**

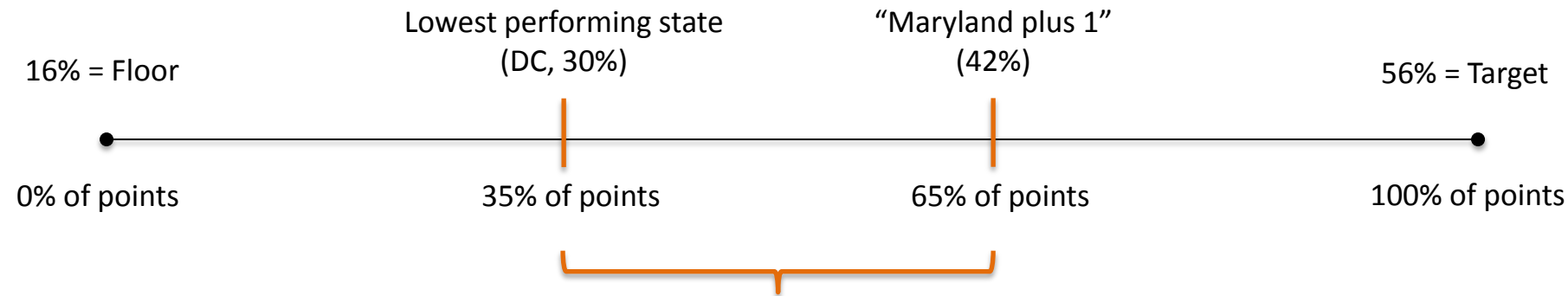


# We need a different approach

ES/MS/HS	ADULT ED
Floors and targets revised <b>annually</b> .	Proposal to revise every two years based on PCSB and national data.
For most measures, the floors and targets are based on the 10 <sup>th</sup> and 90 <sup>th</sup> percentile of school performance.	Too small of a cohort to use this methodology.
There are multiple measures with aspirational targets of 100. To this date, no schools have earned all of the points with student achievement aspirational targets.	Have not set aspirational targets to date for student progress measures. Some schools are earning the maximum amount of points in multiple measures.
Does not include mission-specific measures.	Most schools are earning the maximum amount of points with mission-specific measures.

# How are floors and targets calculated?

Imagine a range of 0 to 100% of points possible for a given metric, say percent completing Beginning Literacy ABE.



We know that 12 points in the score difference = 30% of points possible. **So, what number of points is the entire scale?**

$$12 / 30 = x / 100$$

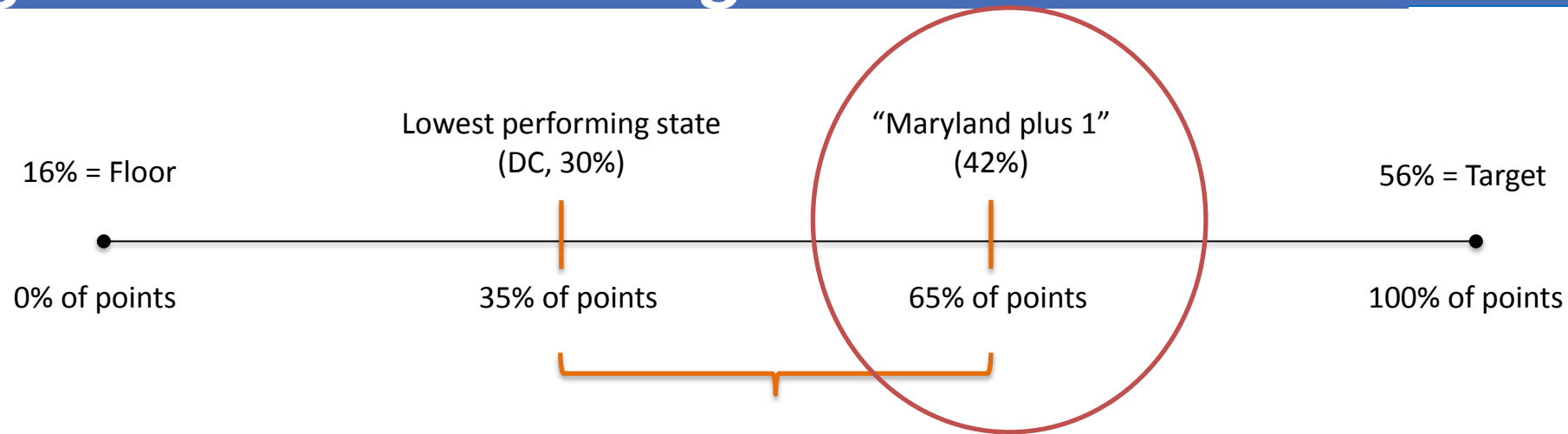
$$30x = 1200$$

$$x = 40 \text{ points total}$$

(minus 12 already allocated) = 28

(divided by 2) = **+/- 14 points**

# Weighted Percent of Range



- The percent of points earned for each indicator is known as the **weighted percent of range**.
- See the model calculator to understand how the weighted percent of range is calculated based on the performance for each measure.

# Tier Proposals

## TIER 1 (High Performing)

- Schools meet or exceed 65% weighted range score for each indicator.

**AND**

- Schools meet or exceed the 50% survey response rate for all Career/College Readiness indicators.

## TIER 2 (Mid Performing)

- Schools meet or exceed 35% weighted range score for each indicator.

**AND**

- Schools meet or exceed the 50% survey response rate for all Career/College Readiness indicators.

## TIER 3 (Low Performing)

- Schools do not meet or exceed 35% weighted range score for one or more indicators.

**OR**

- Schools do not meet or exceed the 50% survey response rate for all Career/College Readiness indicators.

# Updated Floors and Targets

- Business Rule for proposing updates to floors and targets:
  - Continue to follow our methodology for all measures calculated by OVAE and using PCSB data and re-calibrate floors and targets every two years.
  - Floors and targets will be reviewed by PCSB during Fall of 2015.

**ESL 6**

- CASAS scale scores:
  - Reading: 221–235
  - L&W Listening: 219–227
  - Writing: 243–260
- TABE CLAS-E scale scores:
  - Total Reading and Writing: 557-600
  - Total Listening and Speaking: 559-600
- Students must score one point above each threshold above to qualify as progressing beyond ESL 6

# Mission Specific Goals



# Mission Specific Goals

- All mission-specific goals must be approved by PCSB and voted on by the Board
- Based on last year's vote – school can choose assessments, certification or other unique criteria for mission-specific goals

# Mission Specific Goals - Assessments

- Formula:  $\frac{\text{\# of students gaining one grade level or better}}{\text{\# of students with a pre and post test result}}$
- All assessment results will be included in the school's retention rate
- Assessments must be submitted to PCSB and approved for use
  - Valid, reliable assessments for adult learners
  - Report on grade-level progress for students

# Certification – Proposal for Goals, Floors, Targets

	Level 4	Level 3	Level 2	Level 1
<b>Certification Types</b>	A+ RMA CDA NNAAP	HBI MOS – Excel, Access NCCER	IC3 MOS – Word, PowerPoint Cisco Networking	ServSafe OSHA-10 Flagging
<b>Description</b>	Most difficult exams, 125+ seat hours, certification = career pathway	125+ seat hours Examination required	75 – 125 seat hours required Examination required	No final examination required, minimal seat hours
<b>Goal</b>	% of students enrolled in certification course completing mandatory seat hours earning a certificate	% of students enrolled in certification course completing mandatory seat hours earning a certificate	% of students enrolled in certification course completing mandatory seat hours earning a certificate	% of students enrolled in course earning a certificate
<b>Potential Floor</b>	60	70	80	90
<b>Potential Target</b>	100	100	100	100

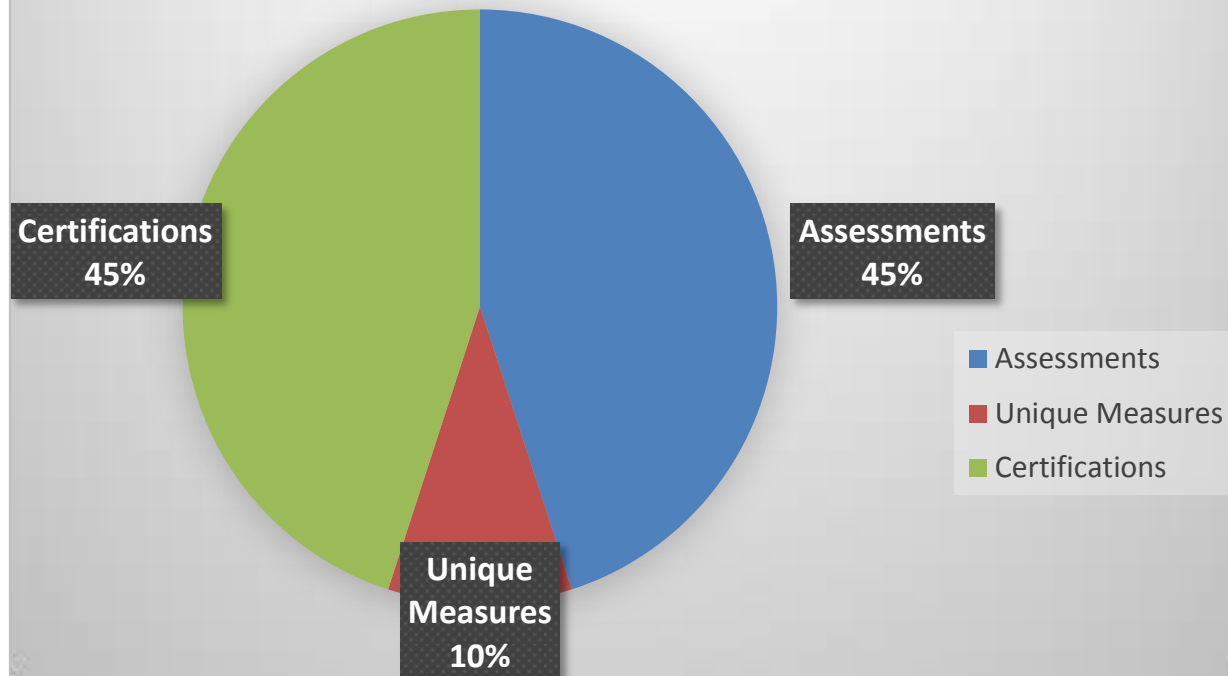
**DRAFT**

# Mission-Specific Business Rules

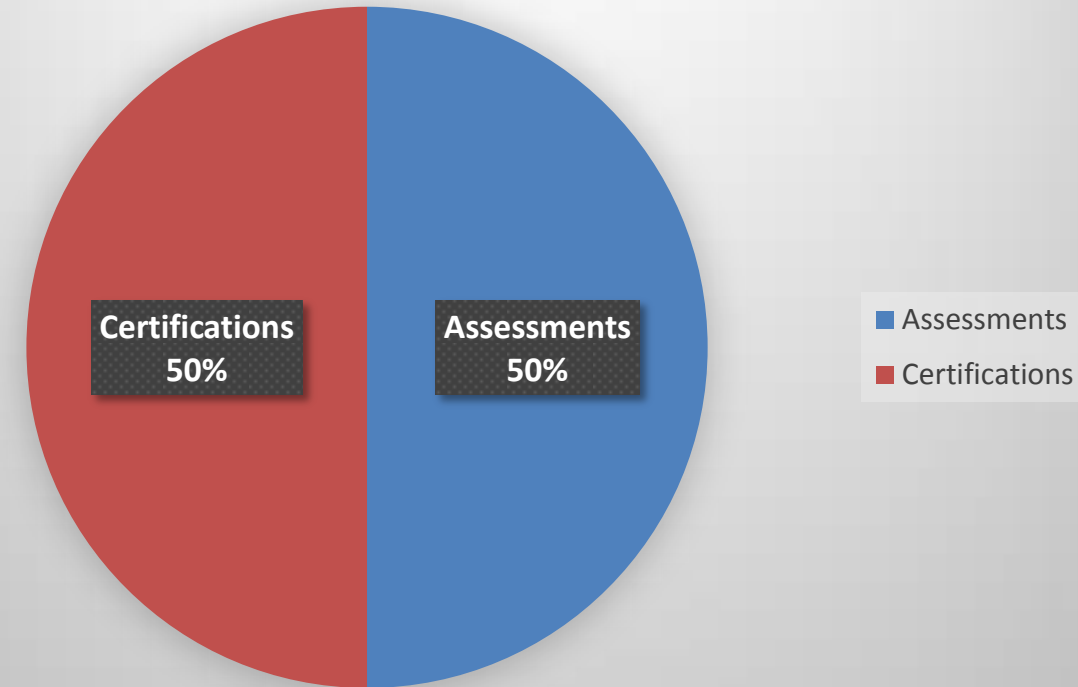
- Must be approved by PCSB annually
- Points for each certification offered determined by n-size
- Calculated for exiting students only
- Display only for 2014-15 school year
- Alternative assessments (Spanish TABE, NWEA, etc.) included in retention rate

# Mission-Specific Measures – sample options

**Option 1: Mission Specific Points – 20 points (optional measure)**

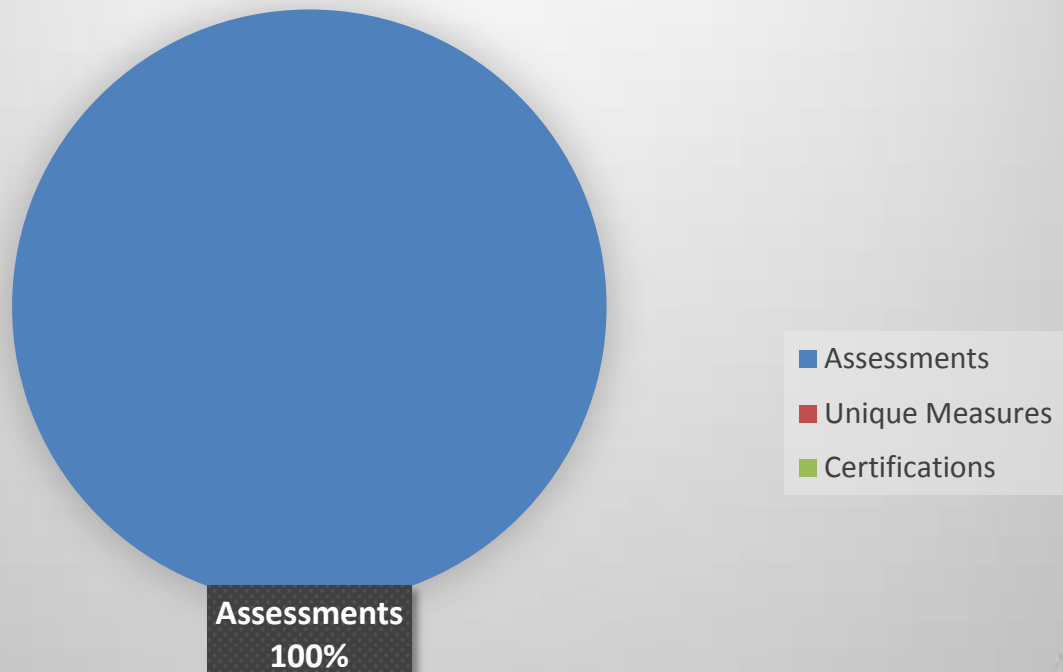


**Option 2: Mission Specific Points – 20 points (optional measure)**

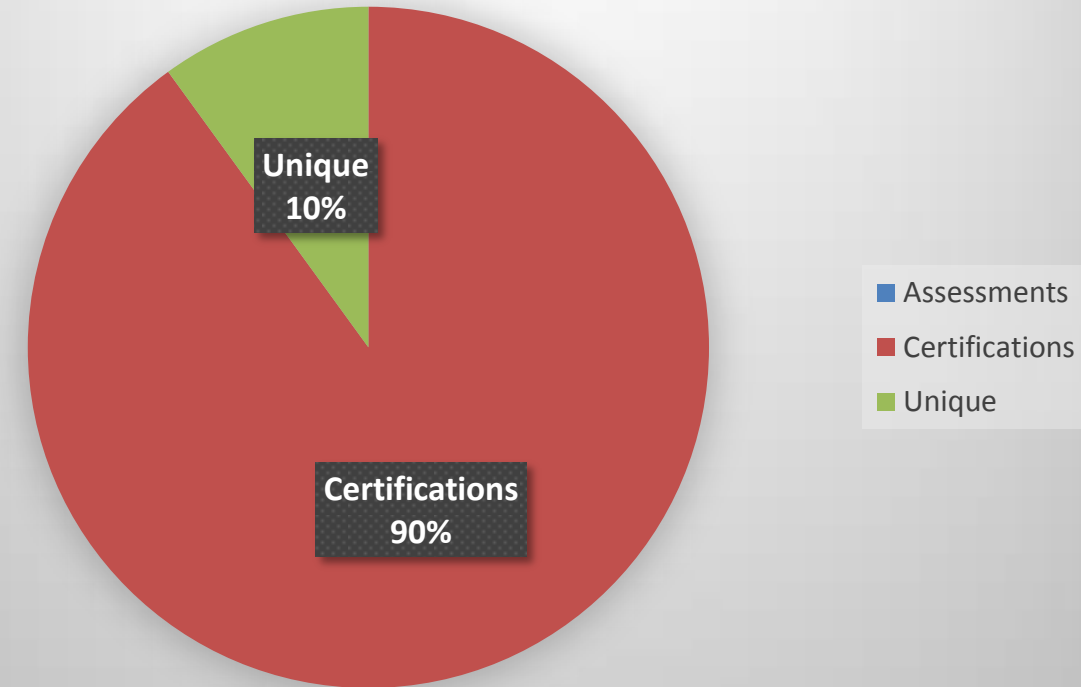


# Mission-Specific Measures – sample options

**Option 3: Mission Specific Points – 20 points (optional measure)**



**Option 4: Mission Specific Points – 20 points (optional measure)**



# Mission Specific Timeline

- Schools submit artifacts for mission-specific goals by December 1, 2014
  - Assessments
  - Rubrics
  - Test descriptions

# Topics for our next meeting (Winter 2015)

- Standards for surveys for employment/post-secondary outcomes tracking
- Program Year 2014-15
- 2014-15 Data Collection Cycle
- Data matching