


# Early Childhood PMF Task Force Meeting

Tuesday, February 11, 2014  
9:30 am – 11:30 am



# Early Childhood Performance Management Framework (EC PMF) Meeting Goals:

- a. Recap January vote
- b. Discussion and consensus and norm-referenced starting metric (prior to implementation of business rule
- c. K-2 Floors and Targets - Vote
- d. Mission Specific Criteria

# January 14 Vote Results

1. Implement the K-2 Norm-referenced business rule with power analysis of .8 and desired n met- Business rule approved
  - a. Starting achievement performance metric prior to business rule implementation: Split vote – To be discussed today
2. Norm-Referenced Growth Metric: Maintain zero or greater NCE
3. SPED Level 4 Eligible DC CAS-ALT students: LEA can negotiate alternative, appropriate assessment with PCSB
4. Mission Specific: Split vote – continue discussion

# EC PMF Task Force Timeline

GOAL: Provide 2014-15 framework to PCSB Board members in June

Today: K-2 Floors and Targets

March: Layout, Mission Specific criteria (pilot goals in 2014-15), Data Collection, Tiers

April: no meeting (as of now) – DC CAS testing

May: Complete Layout, Tiers, and Mission Specific Goals due

June: TBA (held in case we need to meet), **Student level data due end of the month**

# K-2 Achievement Metrics- Approved Business Rule

Business Rule based on feedback from December vote:

- Norm referenced tests without publisher guidance: Make the achievement target the 50<sup>th</sup> percentile/ **stanine 5** unless the probability of students subsequently scoring proficient on the DC CAS is 45% or lower at that level and the probability increases substantially (above 55%) at the next decile/stanine.\* The level can be lowered if the research support this finding. For the first three years, the achievement level will not be increased or decreased more than one level above or below the 50<sup>th</sup> percentile/stanine 5.

\*Business rule can only be implemented if power analysis is .80 or greater and desired n has been met

# Norm-Referenced Achievement Metric: Business Rule Implementation (for 2014-15)

Changes for 2014-15

Assessment	Pilot Metric	Power	New Metric
GMADE	Stanine 4	.97	Stanine 5
SAT 10- Reading	Stanine 4	.99	Stanine 6

Possible Changes with 2013-14 data

Assessment	Pilot Metric	Current Power	Possible New Metric
NWEA MAP-Reading	College Readiness Targets	.54	At least 40 <sup>th</sup> percentile
NWEA MAP-Math	College Readiness Targets	.99*	At least 40 <sup>th</sup> percentile
SAT 10 – Math	Stanine 4	.75	

\* Power determined from old assessment, waiting for common core aligned results

# Norm-Referenced Achievement Metric: Difference between 40<sup>th</sup> & 45<sup>th</sup> Percentiles

## K-2 performance level increase (40<sup>th</sup> to 45<sup>th</sup> percentile):

Count of school-metric results by % point change due to increase

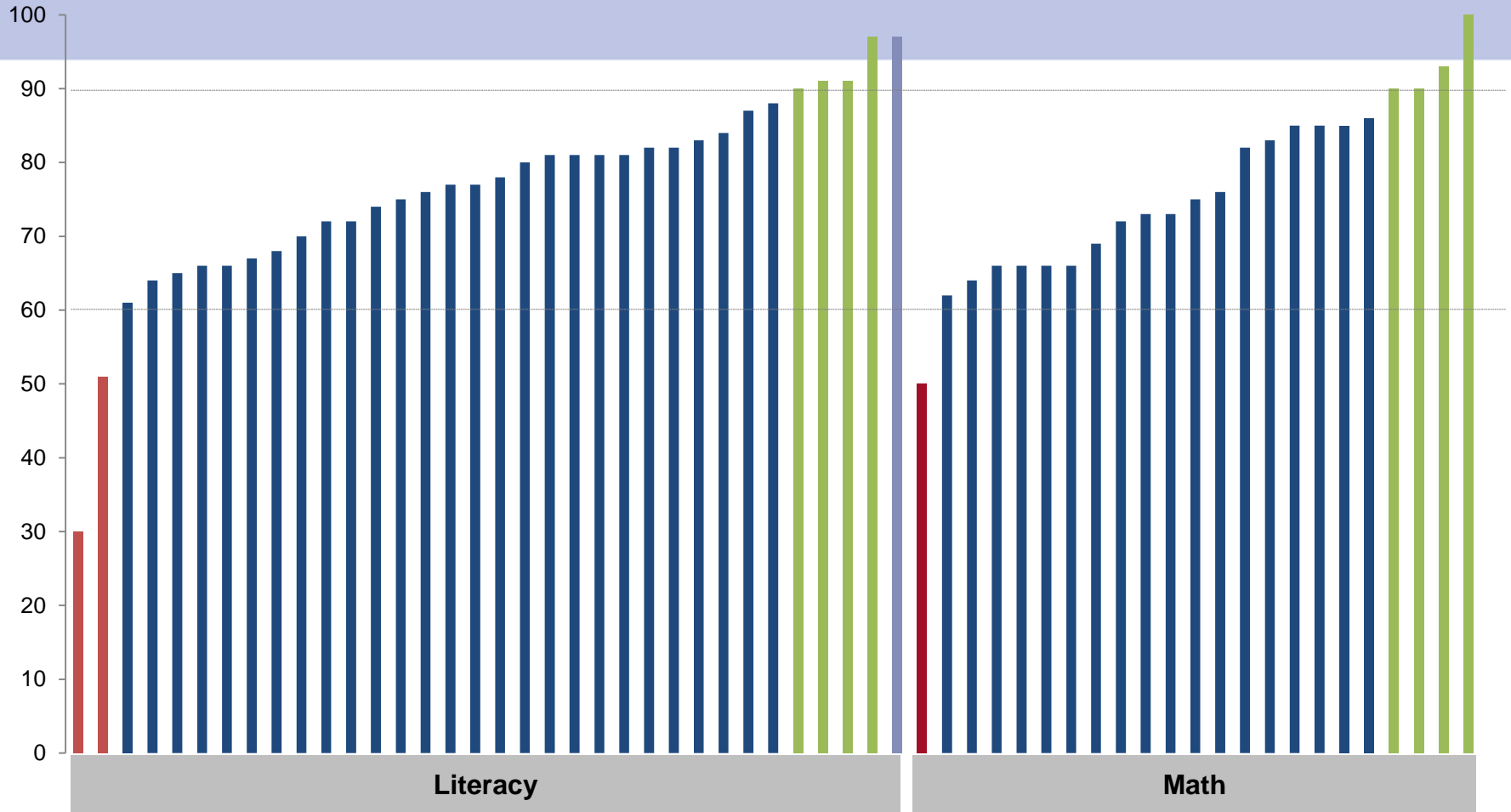
% Point Change	# of Schools
0	33 (57%)
- 1%	6 (10%)
- 2%	3 (5%)
- 3%	8 (14%)
- 4%	2 (3%)
- 5%	3 (5%)
-6%	1 (2%)

# 10<sup>th</sup> and 90<sup>th</sup> Percentile Calculations

Subject	10 <sup>th</sup> pctl	Avg.	90 <sup>th</sup> pctl	10 <sup>th</sup> pctl	Avg.	90 <sup>th</sup> pctl
	Norm start at 40 <sup>th</sup> percentile			Norm start at 45 <sup>th</sup> percentile		
Reading	62.2	74.6	90.6	59.8	74.1	89.6
Math	64.4	75.3	91.0	61.6	74.8	90.0

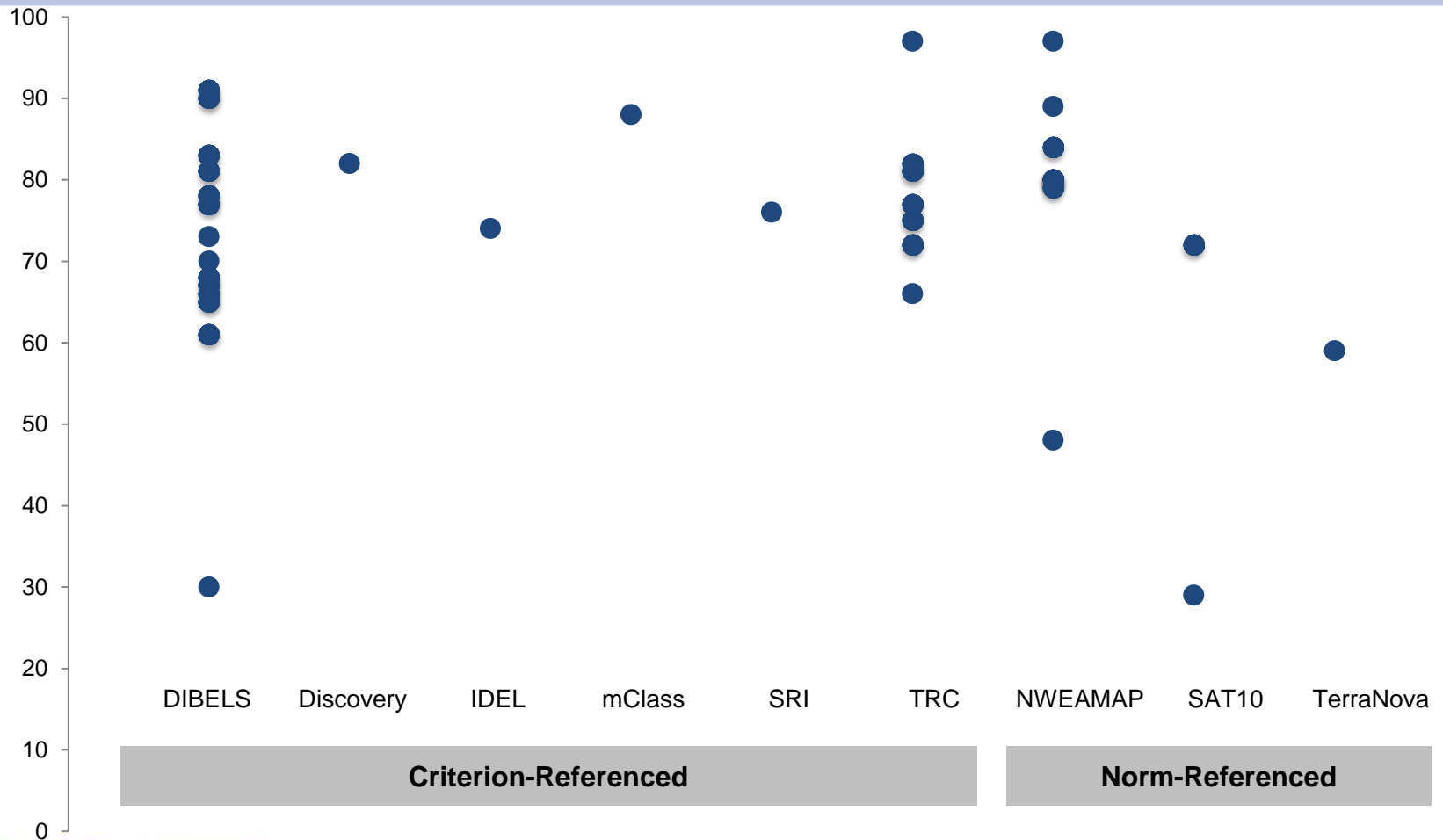


# K-2 school-metric distribution: % of students of joint achievement/progress metrics (math & reading, criterion & norm)



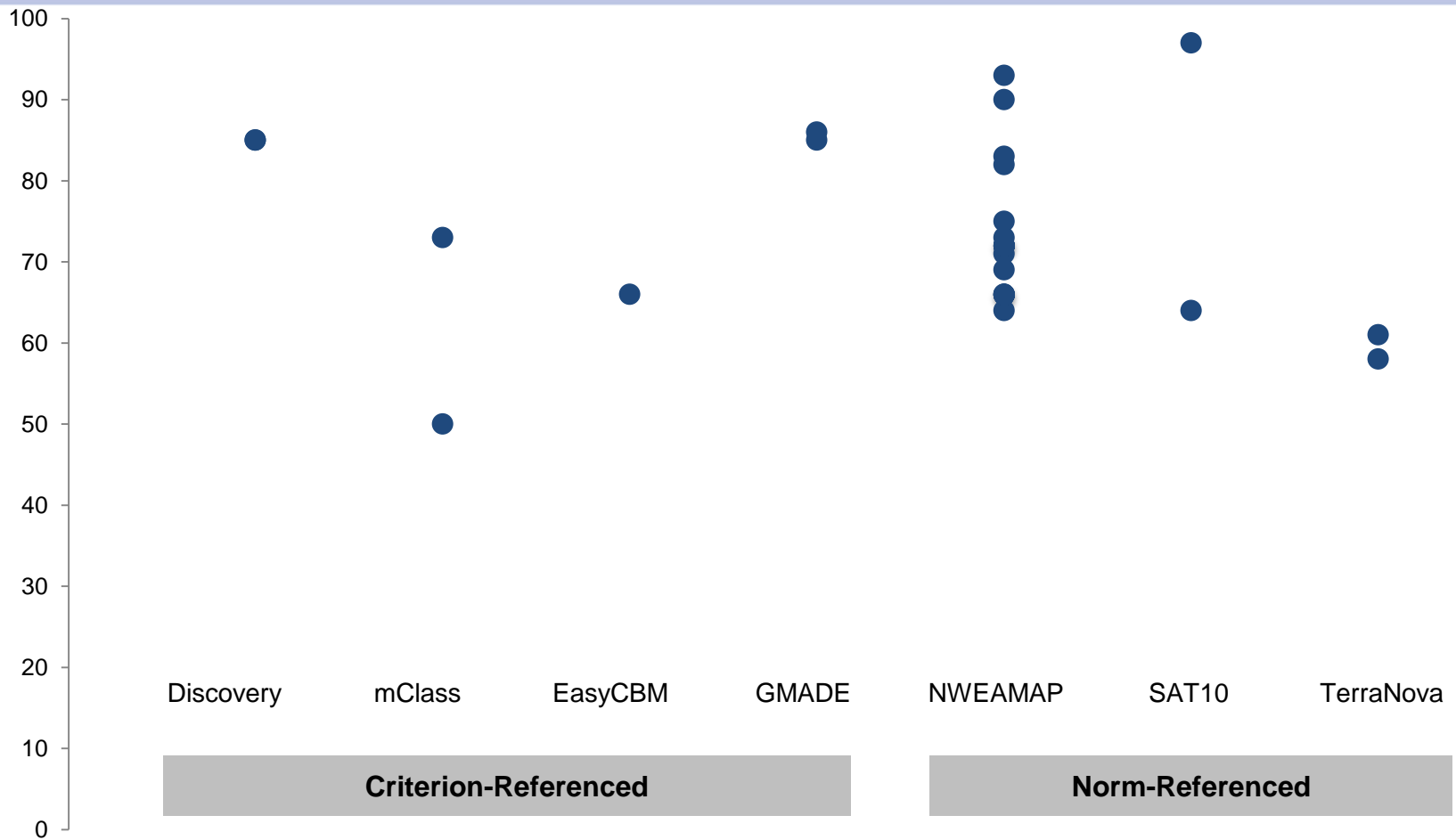
# Distribution of K-2 school-metric results

**Literacy** assessments @ 45<sup>th</sup> percentile



# Distribution of K-2 school-metric results

## Math assessments @ 45<sup>th</sup> percentile



# Mission Specific Criteria: 2015 PMF

- Mission specific goals will go to the PCSB Board for approval
  - New goals will be approved each September
- Proposed Criteria (used in the Adult Ed PMF):
  - SMART: Specific, Measurable, Attainable, Relevant, Time-bound
  - Must align with the specific mission of the charter school
  - Option for LEA to choose one SMART goal and negotiate with PCSB
  - Cannot be covered by common indicators
- **Alternative Option:** Include Mission Specific Goals for schools who opt in but not part of the framework. Floor and target do not need to be set and schools can show more of their early childhood program. Mission can be reintegrated for optional 10% once they are rigorous if task force chooses.

# Updates

- EC PMF Technical guide – Open for public comment in February
- 2013 PMF Survey Results
- 2014 PMF vs 2015 PMF published documents
  - 2014 PMF: Floors and targets for K-2 assessments are not published or viewable
    - ◆ The line for K-2 student assessments will show total percent met by school for each subject
    - ◆ Internally, each campus will receive a complete PMF based on 2014 floors and targets and implemented business rules regarding performance metrics with 2014 data. This will assist schools in planning for 2015
  - 2015 PMF: Full PMF with floors, targets, summation of points, and tiers

# Items to Discuss

## Next Meeting:

- Tiers
- Layout
- Mission Specific Goals (if needed)
- Data Collection and Validation

## Future meeting outline:

- ◆ May: Layout, Tiers