


Early Childhood PMF Task Force Meeting

Tuesday, October 15, 2013
10:00am-12:00pm



Early Childhood Performance Management Framework (EC PMF) Meeting Goals:

- a. Discuss business rules for floors and targets for student level assessments
- b. Discuss and vote on floors and targets for Teacher Interaction, Attendance, and Re-Enrollment

PK Business Rules

- Possible Progress Business Rules:
 - 1. Progress determined for every child
 - 2. Progress determined for children who end school year below developmentally appropriate level
 - 3. Progress determined for children who start school year below developmentally appropriate level
 - 4. Progress determined for students who start or end school above developmentally appropriate level








- Do we remove students above developmentally appropriate level from denominator and focus on progress for students who need it to be ready for kindergarten?

EC PMF Scoring Calculator – Posted on EC Wiki Site



DC Public Charter School Board Early Childhood PMF Calculator

Total Points Earned	67.4	Select PK3/PK4 Option	2	PK3/PK4 Mission Specific	No
Total Points Possible	100	Select K-2 Option	2	K-2 Mission Specific	No
Percent of Possible	67.4%				

	Weighted % of Range	Points Possible	Earned Points
Grades PK3/PK4	64.1%	40	25.7

	Score	N-Size	Poss. Points	Floor	Target	Percent of Range	
Progress							
Language/Literacy	80	40	5.60	40	100	66.7	 26.7
Mathematical Thinking	80	40	5.60	40	100	66.7	 26.7
Social-Emotional Learning	80	40	4.80	40	100	66.7	 26.7
Teacher Interaction							
Emotional Support	5	40	5.33	4.6	6	28.6	 11.4
Classroom Organization	5	40	5.33	4.2	6	44.4	 17.8
Instructional Support	3	40	5.33	1.2	4.3	58.1	 23.2
Leading Indicator (Attendance)	95	40	8.00	80	90	100.0	 40
Mission Specific (SMART Goal)	80	40	0.00	70	100	33.3	 13.3

	Weighted % of Range	Points Possible	Earned Points
Grades K-2	69.5%	60	41.7

	%	N-Size	Poss. Points	Floor	Target	Percent of Range	
Student Progress and/or Achievement							
Reading	80	60	15.00	50	100	60.0	 36
Mathematics	80	60	15.00	50	100	60.0	 36

Targets and Floors For Non-Student Assessment Indicators

- CLASS (PK only)
- Reenrollment (K-2 only)
- In –Seat Attendance (PK and K-2)

CLASS Pilot Analysis: By Class and By Campus

Data from PILOT Scores – By CLASS (Shown last meeting)	PILOT Percentiles	
	10 th	90 th
Domain	10 th	90 th
Emotional Support	4.6	6.3
Classroom Organization	4.2	6.1
Instructional Support	1.2	4.3

Data from PILOT Scores – By Campus	PILOT Percentiles	
	10 th	90 th
Domain	10 th	90 th
Emotional Support	4.90	5.87
Classroom Organization	3.99	5.63
Instructional Support	1.27	3.81

Proposed CLASS Floors and Targets

Domain	EC PMF Proposed Floor	EC PMF Proposed Target
Emotional Support	4.9	5.9
Classroom Organization	4.0	5.6
Instructional Support	1.2	3.8

CLASS Scores per Teachstone:

- 6-7 = high score for all domains
- 3-5 = medium
- 1-2 = low

Business Rules:

Target:

- Use CLASS defined high score (6-7) as target if sector domain 90th percentile is above 6
- If sector domain score is below CLASS defined high score (6-7) use 90th percentile

Floor:

- Use 10th percentile of sector scores for floor on each domain

Weighted Average: Use two year next year and three year weighted average 2015 and beyond

In-Seat Attendance & Re-enrollment

2013 Floors and targets for EC-re-enrollment rate and in seat attendance

		10 th Percentile	90 th Percentile
Re-enrollment rate	K-2	61.0%	94.3%
In seat Attendance Rate	K-2	89.3%	95.5%
	PK3-PK4	84.5%	94.2%

Proposed:	Floor	Target (1)	Target (2)
Re-Enrollment (K-2)*	60	90	94
In-Seat Attendance (K-2)*	82	92	95
In-Seat Attendance (PK3 – PK4)	80	90	94

* For consistency: Year one: Keep these floors and targets consistent with ES/MS PMF. Year 2: 2-year weight average, Year 3 and beyond: 3 year weighted average

Proposed Business Rules: Floors & Targets (non-student level assessments)

Re-Enrollment and In-Seat Attendance:

- 90th percentile for target, 10th percentile for floor
- 3 year weighted average (same as ES/MS PMF) after 3 years
- Until then, 1 year same as ES/MS floors and targets,
2 year weighted average year two

CLASS:

- **Target:**
 - ◆ Use CLASS defined high score (6-7) as target if sector domain 90th percentile is above 6
 - ◆ If sector domain score is below CLASS defined high score (6-7) use 90th percentile
- **Floor:**
 - ◆ Use 10th percentile of sector scores for floor on each domain

Recap: Proposed Floors & Ceilings

Indicator	Floor	Target
CLASS: Emotional Support	4.9	5.9
CLASS: Classroom Organization	4.0	5.6
CLASS: Instructional Support	1.2	3.8
In-Seat Attendance (PK3-PK4)	80	90 (or 94)
In-Seat Attendance (K-2)	82	92 (or 95)
Re-enrollment (K-2)	60	90 (or 94)

K-2 Assessment Matching – Currently Collecting Data (Due 11/4)

Assessment	Equated 2012-13	Equated 2013-14
DIBELS	Y	
k12 Online		Y
NWEA MAP	Y	
SAT 10	Y	
STEP	Y	
Discovery	Y	
MET8		Y
DRA		Y
TerraNova	Y	
Scantron		Y
EasyCBM	Y	
IDEL		Y
SRI		Y
mClass		Y
TRC	Y	
Fountas & Pinnell	Y	
GMADE	Y	

With one more set of data collection (2011-12 students), all current K-2 assessments will have a relationship established to the DC CAS.

Items to Discuss

Next Meeting:

- Data Submission
- PK Continued Analysis

Future meeting outline:

- ◆ Dec: K-2 Floors and Targets
- ◆ Jan: Mission Specific criteria, start Tier conversation (14-15)
- ◆ Feb – March: Layout, Tiering