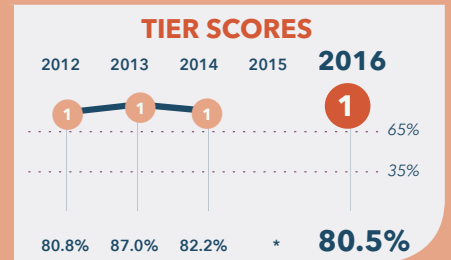


# Washington Latin PCS - Upper School

5200 2nd Street NW  
Washington, DC 20011

202-223-1111  
www.latinpcs.org



## School Profile (2016-17)

### Board Chair

John Davis

### Head of School

Peter Anderson

### Grades Served

● Current Grades ● Future Grades

○ PK3 ○ PK4 ○ K ○ 1

○ 2 ○ 3 ○ 4 ○ 5

○ 6 ○ 7 ○ 8 ● 9

● 10 ● 11 ● 12 ○ Adult Ed

Is part of a 5-12 network.

### Principal

Diana Smith

### First School Year

2006-07

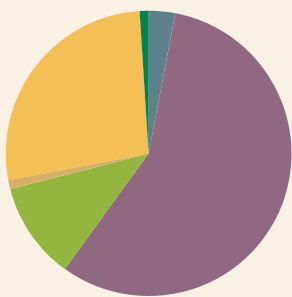
## Tier Explanations

- 1 High Performing**  
(65.0% - 100.0%)
- 2 Mid Performing**  
(35.0% - 64.9%)
- 3 Low Performing**  
(0.0% - 34.9%)

For schools serving grades PK-12, DC PCSB uses the **Performance Management Framework (PMF)** to assess school-wide academic performance. Schools are rated by tiers: **Tier 1** schools meet standards of high performance; **Tier 2** schools fall short of high performance standards but meet minimum overall performance standards; and **Tier 3** schools fall significantly short of high performance standards, showing inadequate performance. \* Due to the change in the state assessment, DC PCSB did not score or tier in 2014-15. Growth data was unavailable in 2014-15 and 2015-16.

## Student Demographics (2015-16)

**Total Enrollment**  
321



Asian	3.1%
Black Non-Hispanic	55.5%
Hispanic / Latino	12.5%
Native American / Alaska Native	0.3%
Pacific Islander / Native Hawaiian	0.0%
White Non-Hispanic	27.4%
Multiracial	1.2%

**English Language Learner**  
2.8%

**Economically Disadvantaged**  
24.9%

**Special Education**  
14.0%

**At-Risk Population**  
19.9%

## A Note from the School

Washington Latin PCS provides a challenging, classical education that is accessible to students in all wards of the District of Columbia. At our school, we believe that people, words, and ideas matter. We believe that student performance is enhanced by small class sizes where students are known and don't fall through the cracks. Student anonymity is the enemy of our mission; we aim to know each student's strengths and challenges. At the heart of our school lies our classical curriculum, a body of material tested over time as essential for a human being. We shape our units around eternal moral questions, and we encourage reflection and debate. The diversity of our community provides multiple perspectives on these moral issues and requires all members of our community to consider their own biases. We believe that the great end of education, especially in a global 21st century, is a deep understanding of the motivations and behavior of oneself and others.

# Washington Latin PCS - Upper School

## 2016 School Quality Report

(2015-16)

### Grades Measured: 9-12



Points Earned  
out of  
Points Possible

Percent of  
Possible  
Points

#### Student Progress (0 points): Academic Improvement Over Time

##### Growth on the state assessment in English Language Arts

Data not available for 2015-16



0.0 out of 0.0

N/A

##### Growth on the state assessment in mathematics

Data not available for 2015-16



0.0 out of 0.0

N/A

#### Student Achievement (25 points): Approaching, Meeting or Exceeding College and Career Ready Standards

##### PARCC: English Language Arts

Approaching College and Career Ready and Above



5.3 out of 7.5

70.7%

College and Career Ready



3.6 out of 5.0

72.0%

##### PARCC: Mathematics

Approaching College and Career Ready and Above



4.6 out of 7.5

61.3%

College and Career Ready



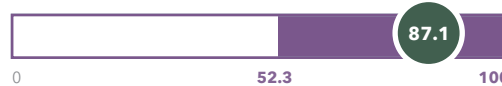
3.0 out of 5.0

60.0%

#### Gateway (35 points): Outcomes Aligned to College and Career Readiness

##### Graduation Rate

Four-Year Graduation Rate (Prior Year)



2.2 out of 3.0

73.3%

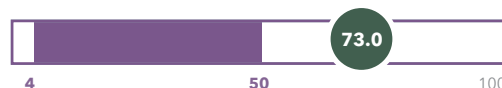
Five-Year Graduation Rate



3.2 out of 4.5

71.1%

##### PSAT Performance (11th grade)



7.5 out of 7.5

100.0%

##### SAT/ACT Performance (12th grade)



6.6 out of 7.5

88.0%

##### College Acceptance Rate



4.1 out of 7.5

54.7%

##### College Readiness: Advanced Placement/International Baccalaureate/Dual Enrollment Achievement



5.0 out of 5.0

100.0%

##### Career Readiness: Career and Technical Education (CTE) Program Achievement

CTE Program of Study Completion Rate



0.0 out of 0.0

N/A

CTE Certification Exam Pass Rate



0.0 out of 0.0

N/A

# Washington Latin PCS - Upper School

## 2016 School Quality Report

(2015-16)

**Grades Measured: 9-12**



Points Earned  
out of  
Points Possible

Percent of  
Possible  
Points

### School Environment (25 points): Predictors of Future Student Progress and Achievement

#### Attendance

In-seat attendance



**10.0** out of 10.0

**100.0%**

#### Re-enrollment

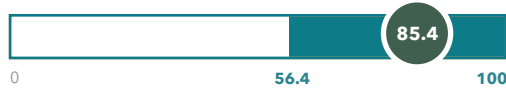
Percent of students eligible to re-enroll



**10.0** out of 10.0

**100.0%**

#### 9th Grade on Track to Graduate



**3.3** out of 5.0

**66.0%**

**TOTAL SCORE**

**TIER 1**

**68.4** out of 85.0

**80.5%**