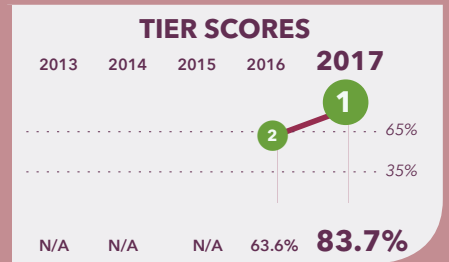


WARD
5

Friendship PCS - Woodridge International Elementary

2959 Carlton Avenue NE
Washington, DC 20018

202-635-6500
www.friendshipschools.org



School Profile (2017-18)

Board Chair


Donald L. Hense

CEO

Patricia Brantley

Grades Served

Current Grades Future Grades



Is part of a PK-12 network.

Principal

Felicia Owo

First School Year

1998-99

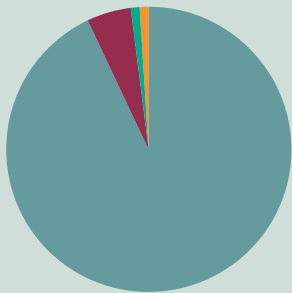
Tier Explanations

- 1 High Performing**
(65.0% - 100.0%)
- 2 Mid Performing**
(35.0% - 64.9%)
- 3 Low Performing**
(0.0% - 34.9%)

For schools serving grades PK-12, DC PCSB uses the **Performance Management Framework (PMF)** to assess school-wide academic performance. Schools are rated by tiers: **Tier 1** schools meet standards of high performance; **Tier 2** schools fall short of high performance standards but meet minimum overall performance standards; and **Tier 3** schools fall significantly short of high performance standards, showing inadequate performance.

Student Demographics (2016-17)

Total Enrollment
305



Asian	0.0%
Black Non-Hispanic	94.1%
Hispanic / Latino	5.2%
Native American / Alaska Native	0.0%
Pacific Islander / Native Hawaiian	0.3%
White Non-Hispanic	0.3%
Multiracial	0.0%

English Language Learner
3.6%

Economically Disadvantaged
>60%*

Special Education
7.5%

At-Risk Population
41.6%

* Community Eligible Schools serve at least 60% low-income students and offer free school meals to all students.

A Note from the School

Friendship PCS's mission is to provide a world-class education that motivates students to achieve high academic standards, enjoy learning, and develop as ethical, literate, well-rounded, and self-sufficient citizens who contribute actively to their communities. Woodridge International Elementary is an International Baccalaureate Primary Years Programme that implements a rigorous standards-based curriculum in English, math, social studies, and science in addition to foreign language, health and physical education, art, and music. Woodridge International Elementary provides a rich learning environment crafted to prepare students for success in high school and college. Students learn more about the world and become young inquirers who are knowledgeable, principled, reflective, open-minded, and not afraid to take risks.

Friendship PCS - Woodridge International Elementary

2017 School Quality Report

(2016–17)

Grades Measured: PK3–3



Points Earned
out of
Points Possible

Percent of
Possible
Points

Student Progress (45 points): Academic Improvement Over Time

Growth on the school's NWEA MAP
assessment in reading



22.5 out of 22.5

100.0%

Growth on the school's NWEA MAP
assessment in mathematics



22.5 out of 22.5

100.0%

Student Achievement (15 points): Approaching, Meeting, or Exceeding College and Career Ready Standards

PARCC: English Language Arts

Approaching College and
Career Ready and Above



2.1 out of 4.5

45.8%

College and Career Ready



1.2 out of 3.0

39.5%

PARCC: Mathematics

Approaching College and
Career Ready and Above



2.2 out of 4.5

47.9%

College and Career Ready



0.9 out of 3.0

29.9%

Gateway (10 points): Outcomes in Key Subjects that Predict Future Educational Success (returning students)

3rd Grade English Language Arts

College and Career Ready



4.0 out of 10.0

39.5%

8th Grade Mathematics

College and Career Ready



0.0 out of 0.0

N/A

School Environment (30 points): Predictors of Future Student Progress and Achievement

Attendance

In-seat attendance



8.1 out of 9.0

90.0%

Re-enrollment

Percent of students eligible to re-enroll



9.0 out of 9.0

100.0%

Teacher Interaction Observations: Classroom Assessment

Scoring System (CLASS)

Emotional Support



4.0 out of 4.0

100.0%

Classroom Organization



4.0 out of 4.0

100.0%

Instructional Support



3.2 out of 4.0

80.0%

TOTAL SCORE

TIER 1

83.7 out of 100

83.7%

Friendship PCS - Woodridge International Elementary

2017 School Quality Report

(2016–17)

Grades Measured: PK3–3



Additional Measures: Early Childhood Student Outcomes on School-Selected Assessments

PK Pre-Literacy: Teaching Strategies GOLD

Percent of students who met or exceeded the publisher's expectations for growth by the end of the year



PK Math: Teaching Strategies GOLD

Percent of students who met or exceeded the publisher's expectations for growth by the end of the year

