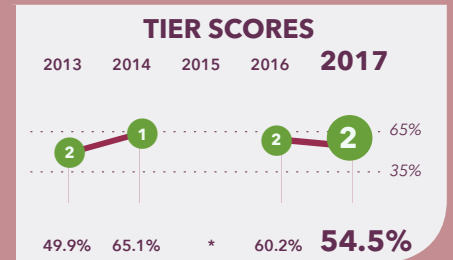


Friendship PCS - Woodridge International Middle

2959 Carlton Avenue NE
Washington, DC 20018

202-635-6500
www.friendshipschools.org



School Profile (2017–18)

Board Chair


Donald L. Hense

CEO

Patricia Brantley

Grades Served

Current Grades Future Grades



Is part of a PK-12 network.

Principal

Felicia Owo

First School Year

1998-99

Tier Explanations

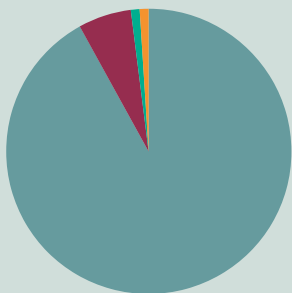
- 1 High Performing**
(65.0% - 100.0%)
- 2 Mid Performing**
(35.0% - 64.9%)
- 3 Low Performing**
(0.0% - 34.9%)

For schools serving grades PK-12, DC PCSB uses the **Performance Management Framework (PMF)** to assess school-wide academic performance. Schools are rated by tiers: **Tier 1** schools meet standards of high performance; **Tier 2** schools fall short of high performance standards but meet minimum overall performance standards; and **Tier 3** schools fall significantly short of high performance standards, showing inadequate performance.

* Due to the change in the state assessment, scores and tiers were not displayed in 2014-15.

Student Demographics (2016–17)

Total Enrollment
199



Asian	0.0%
Black Non-Hispanic	93.5%
Hispanic / Latino	5.5%
Native American / Alaska Native	0.0%
Pacific Islander / Native Hawaiian	0.5%
White Non-Hispanic	0.5%
Multiracial	0.0%

English Language Learner
1.5%

Economically Disadvantaged
>60%*

Special Education
16.1%

At-Risk Population
37.2%

* Community Eligible Schools serve at least 60% low-income students and offer free school meals to all students.

A Note from the School

Friendship PCS's mission is to provide a world-class education that motivates students to achieve high academic standards, enjoy learning, and develop as ethical, literate, well-rounded, and self-sufficient citizens who contribute actively to their communities. Woodridge International Middle implements a rigorous, standards-based curriculum in English, math, social studies, and science as well as foreign language, health and physical education, art, and music with a focus on preparing students for success in high school and college. Extracurricular activities include robotics, Run for the Arts, and the student-managed Washington Youth Garden.

Friendship PCS - Woodridge International Middle

2017 School Quality Report

(2016–17)

Grades Measured: 4–8



Points Earned
out of
Points Possible

Percent of
Possible
Points

Student Progress (40 points): Academic Improvement Over Time

Growth on the state assessment in
English Language Arts



7.8 out of 20.0

39.0%

Growth on the state assessment in
mathematics



10.7 out of 20.0

53.3%

Student Achievement (30 points): Approaching, Meeting, or Exceeding College and Career Ready Standards

PARCC: English Language Arts

Approaching College and
Career Ready and Above



4.8 out of 9.0

53.6%

College and Career Ready



2.8 out of 6.0

46.2%

PARCC: Mathematics

Approaching College and
Career Ready and Above



4.4 out of 9.0

49.0%

College and Career Ready



1.8 out of 6.0

29.6%

Gateway (10 points): Outcomes in Key Subjects that Predict Future Educational Success (returning students)

3rd Grade English Language Arts

College and Career Ready



0.0 out of 0.0

N/A

8th Grade Mathematics

College and Career Ready



2.6 out of 10.0

26.1%

School Environment (20 points): Predictors of Future Student Progress and Achievement

Attendance

In-seat attendance



10.0 out of 10.0

100.0%

Re-enrollment

Percent of students eligible to re-enroll



9.6 out of 10.0

96.0%

TOTAL SCORE

TIER 2

54.5 out of 100

54.5%