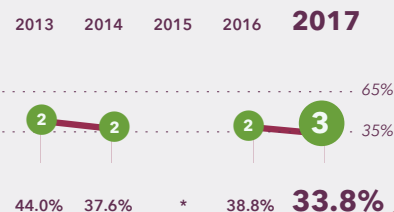


## Ideal Academy PCS

6130 North Capitol Street NW  
Washington, DC 20011

202-729-6660  
www.iapcs.com

### TIER SCORES



### School Profile (2017–18)

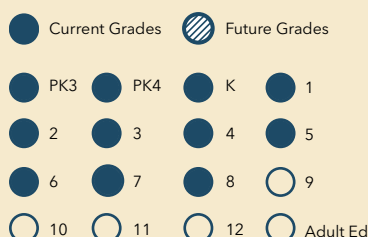
#### Board Chair

Percy Wilson

#### Principal

George H. Rutherford  
II, Ph.D.

#### Grades Served



#### First School Year

1999-2000

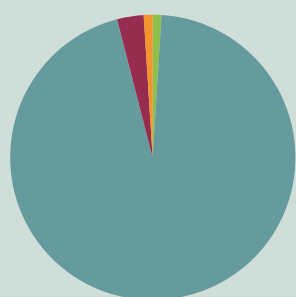
### Tier Explanations

- 1 High Performing**  
(65.0% - 100.0%)
- 2 Mid Performing**  
(35.0% - 64.9%)
- 3 Low Performing**  
(0.0% - 34.9%)

For schools serving grades PK-12, DC PCSB uses the **Performance Management Framework (PMF)** to assess school-wide academic performance. Schools are rated by tiers: **Tier 1** schools meet standards of high performance; **Tier 2** schools fall short of high performance standards but meet minimum overall performance standards; and **Tier 3** schools fall significantly short of high performance standards, showing inadequate performance.  
\* Due to the change in the state assessment, scores and tiers were not displayed in 2014-15.

### Student Demographics (2016–17)

Total Enrollment  
300



Asian	0.7%
Black Non-Hispanic	95.7%
Hispanic / Latino	3.3%
Native American / Alaska Native	0.0%
Pacific Islander / Native Hawaiian	0.0%
White Non-Hispanic	0.3%
Multiracial	0.0%

**English Language Learner**  
0.0%

**Economically Disadvantaged**  
>60%\*

**Special Education**  
8.7%

**At-Risk Population**  
58.3%

\* Community Eligible Schools serve at least 60% low-income students and offer free school meals to all students.

### A Note from the School

Ideal Academy PCS serves grades PK3-8 in an academy for holistic education. It is accredited by the Middle States Association of Colleges and Schools. In 2014, Ideal Academy received a charter renewal for 15 years. The mission of our school is to empower all students to excel in academics, body, and character, enabling them to become competent and contributing global citizens. Ideal Academy prides itself on having small class sizes with a teacher-to-student ratio of 1:15. Ideal Academy provides a unique program, Quiet Time, which offers methods that are positive and productive in coping with challenges and stresses. Quiet Time is practiced twice daily, once in the morning and once in the afternoon.

# Ideal Academy PCS

## 2017 School Quality Report

(2016–17)

### Grades Measured: PK3–8



Points Earned  
out of  
Points Possible

Percent of  
Possible  
Points

#### Student Progress (35 points): Academic Improvement Over Time

Growth on the state assessment in  
English Language Arts



4.4 out of 17.5

25.0%

Growth on the state assessment in  
mathematics



4.0 out of 17.5

23.0%

#### Student Achievement (25 points): Approaching, Meeting, or Exceeding College and Career Ready Standards

PARCC: English Language Arts

Approaching College and  
Career Ready and Above



3.0 out of 7.5

39.5%

College and Career Ready



0.7 out of 5.0

13.4%

PARCC: Mathematics

Approaching College and  
Career Ready and Above



2.4 out of 7.5

32.0%

College and Career Ready



0.7 out of 5.0

14.9%

#### Gateway (10 points): Outcomes in Key Subjects that Predict Future Educational Success (returning students)

3rd Grade English Language Arts

College and Career Ready



0.7 out of 10.0

7.1%

8th Grade Mathematics\*

College and Career Ready



0.0 out of 0.0

N/A

#### School Environment (30 points): Predictors of Future Student Progress and Achievement

Attendance

In-seat attendance



9.0 out of 9.0

100.0%

Re-enrollment

Percent of students eligible to re-enroll



2.1 out of 9.0

22.8%

Teacher Interaction Observations: Classroom Assessment  
Scoring System (CLASS)

Emotional Support



3.7 out of 4.0

93.3%

Classroom Organization



2.9 out of 4.0

73.3%

Instructional Support



0.2 out of 4.0

5.0%

**TOTAL SCORE**

**TIER 3**

33.8 out of 100

**33.8%**

# Ideal Academy PCS

## 2017 School Quality Report

(2016–17)

### Grades Measured: PK3–8



#### Additional Measures: Early Childhood Student Outcomes on School-Selected Assessments

##### PK Pre-Literacy: Core Knowledge Preschool Assessment Tool (CK PAT)

Percent of students who met or exceeded the publisher's expectations for achievement at the end of the year



##### PK Math: Core Knowledge Preschool Assessment Tool (CK PAT)

Percent of students who met or exceeded the publisher's expectations for achievement at the end of the year



##### K-2 Reading: Discovery Education Assessment

Percent of students who met or exceeded the publisher's expectations for growth by the end of the year



##### K-2 Math: Discovery Education Assessment

Percent of students who met or exceeded the publisher's expectations for growth by the end of the year



\* Results with fewer than 10 students are not displayed. The 5.0% possible is added to the grade 3 gateway measure.