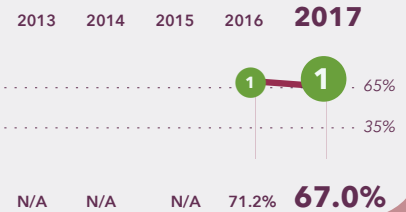


# KIPP DC - Quest Academy PCS

5300 Blaine Street NE  
Washington, DC 20019

202-398-6811  
www.kippdc.org

## TIER SCORES



## School Profile (2017–18)

### Board Chair


Terry Golden

### Founder/CEO

Susan Schaeffler

### Grades Served

Current Grades Future Grades



Is part of a PK-12 network.

### School Leader

John Petersen

### First School Year

2014-15

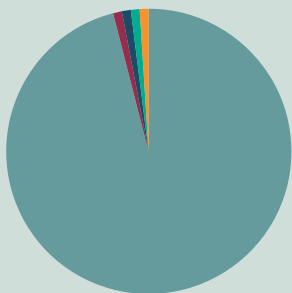
## Tier Explanations

- 1 High Performing**  
(65.0% - 100.0%)
- 2 Mid Performing**  
(35.0% - 64.9%)
- 3 Low Performing**  
(0.0% - 34.9%)

For schools serving grades PK-12, DC PCSB uses the **Performance Management Framework (PMF)** to assess school-wide academic performance. Schools are rated by tiers: **Tier 1** schools meet standards of high performance; **Tier 2** schools fall short of high performance standards but meet minimum overall performance standards; and **Tier 3** schools fall significantly short of high performance standards, showing inadequate performance.

## Student Demographics (2016–17)

Total Enrollment  
365



Asian	0.0%
Black Non-Hispanic	98.1%
Hispanic / Latino	0.8%
Native American / Alaska Native	0.5%
Pacific Islander / Native Hawaiian	0.3%
White Non-Hispanic	0.3%
Multiracial	0.0%

**English Language Learner**  
1.1%

**Economically Disadvantaged**  
>60%\*

**Special Education**  
14.0%

**At-Risk Population**  
61.6%

\* Community Eligible Schools serve at least 60% low-income students and offer free school meals to all students.

## A Note from the School

KIPP DC PCS is a network of high-performing, college preparatory public charter schools in Washington, DC. Our mission is to create and sustain the highest-quality school system for the most underserved communities in the city. All KIPP DC schools are tuition-free, open enrollment schools, and actively recruit and serve students in the city's most under-resourced communities. At KIPP DC, there are no shortcuts. Outstanding educators and staff, more time in school, a rigorous college preparatory curriculum, and a strong culture of achievement and support help our students make significant academic gains and continue to excel in high school and college.

# KIPP DC - Quest Academy PCS

## 2017 School Quality Report

(2016–17)

### Grades Measured: 1–4



Points Earned  
out of  
Points Possible

Percent of  
Possible  
Points

#### Student Progress (40 points): Academic Improvement Over Time

Growth on the state assessment in  
English Language Arts



14.2 out of 20.0

70.8%

Growth on the state assessment in  
mathematics



13.0 out of 20.0

64.8%

#### Student Achievement (30 points): Approaching, Meeting, or Exceeding College and Career Ready Standards

PARCC: English Language Arts

Approaching College and  
Career Ready and Above



4.8 out of 9.0

53.3%

College and Career Ready



2.5 out of 6.0

41.9%

PARCC: Mathematics

Approaching College and  
Career Ready and Above



6.8 out of 9.0

75.0%

College and Career Ready



4.6 out of 6.0

77.4%

#### Gateway (10 points): Outcomes in Key Subjects that Predict Future Educational Success (returning students)

3rd Grade English Language Arts

College and Career Ready



4.6 out of 10.0

46.3%

8th Grade Mathematics

College and Career Ready



0.0 out of 0.0

N/A

#### School Environment (20 points): Predictors of Future Student Progress and Achievement

Attendance

In-seat attendance



7.9 out of 10.0

79.0%

Re-enrollment

Percent of students eligible to re-enroll



8.6 out of 10.0

86.0%

**TOTAL SCORE**

**TIER 1**

67.0 out of 100

**67.0%**

#### Additional Measures: Early Childhood Student Outcomes on School-Selected Assessments

Grades 1-2 Reading: NWEA Measures of Academic Progress (MAP)

Median percentile of student growth compared  
to national student performance



Grades 1-2 Math: NWEA Measures of Academic Progress (MAP)

Median percentile of student growth compared  
to national student performance



For a more detailed explanation of the categories, see our technical guide.