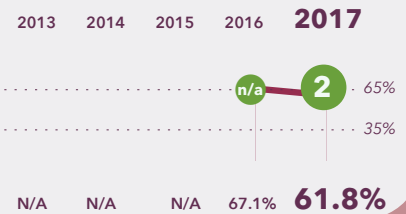


Lee Montessori PCS

3025 4th Street NE
Washington, DC 20017

202-779-9740
www.leemontessori.org

TIER SCORES



School Profile (2017–18)

Board Chair


Dominique Fortune

Head of School

Chris Pencikowski

Grades Served

Current Grades Future Grades



Principal

Megan Hubbard

First School Year

2014-15

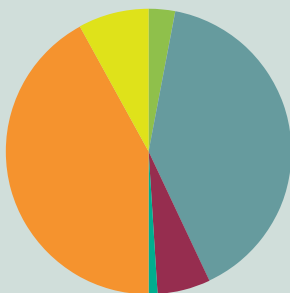
Tier Explanations

- 1 High Performing**
(65.0% - 100.0%)
- 2 Mid Performing**
(35.0% - 64.9%)
- 3 Low Performing**
(0.0% - 34.9%)

For schools serving grades PK-12, DC PCSB uses the **Performance Management Framework (PMF)** to assess school-wide academic performance. Schools are rated by tiers: **Tier 1** schools meet standards of high performance; **Tier 2** schools fall short of high performance standards but meet minimum overall performance standards; and **Tier 3** schools fall significantly short of high performance standards, showing inadequate performance.

Student Demographics (2016–17)

Total Enrollment
145



Asian	3.4%
Black Non-Hispanic	40.0%
Hispanic / Latino	6.2%
Native American / Alaska Native	0.0%
Pacific Islander / Native Hawaiian	0.7%
White Non-Hispanic	42.1%
Multiracial	7.6%

English Language Learner
0.0%

Economically Disadvantaged
26.9%

Special Education
20.7%

At-Risk Population
14.5%

A Note from the School

Lee Montessori PCS is a public charter school in Northeast DC that serves children ages 3-8 (grades PK3-4) in primary and lower elementary-level Montessori classrooms. Our mission is to foster a lifetime love of learning and cultivate independence among DC school children. We use the student-centered Montessori Method, an evidence-based approach to closing the opportunity gap. Lee Montessori PCS creates a peaceful, multi-age learning environment that fosters the physical, social, emotional, and academic growth and development of students and produces lifelong learners. We are growing grade by grade to serve children in grades PK3-6. The school's social and academic culture follows the rigorous standards for excellence as set forth by the Association Montessori Internationale.

Lee Montessori PCS

2017 School Quality Report

(2016–17)

Grades Measured: PK3–3*



Points Earned
out of
Points Possible

Percent of
Possible
Points

Student Progress (50 points): Academic Improvement Over Time

Growth on the school's NWEA MAP assessment in reading



15.9 out of 25.0

63.7%

Growth on the school's NWEA MAP assessment in mathematics



11.9 out of 25.0

47.5%

Student Achievement (0 points): Approaching, Meeting, or Exceeding College and Career Ready Standards

PARCC: English Language Arts

Approaching College and Career Ready and Above



0.0 out of 0.0

N/A

College and Career Ready



0.0 out of 0.0

N/A

PARCC: Mathematics

Approaching College and Career Ready and Above



0.0 out of 0.0

N/A

College and Career Ready



0.0 out of 0.0

N/A

Gateway (0 points): Outcomes in Key Subjects that Predict Future Educational Success (returning students)

3rd Grade English Language Arts

College and Career Ready



0.0 out of 0.0

N/A

8th Grade Mathematics

College and Career Ready



0.0 out of 0.0

N/A

School Environment (50 points): Predictors of Future Student Progress and Achievement

Attendance

In-seat attendance



5.4 out of 10.0

54.0%

Re-enrollment

Percent of students eligible to re-enroll



5.6 out of 10.0

56.4%

Teacher Interaction Observations: Classroom Assessment Scoring System (CLASS)

Emotional Support



10.0 out of 10.0

100.0%

Classroom Organization



10.0 out of 10.0

100.0%

Instructional Support



3.0 out of 10.0

30.0%

TOTAL SCORE

TIER 2

61.8 out of 100

61.8%

Lee Montessori PCS

2017 School Quality Report

(2016–17)

Grades Measured: PK3–3*



Additional Measures: Early Childhood Student Outcomes on School-Selected Assessments

PK Pre-Literacy: Teaching Strategies GOLD

Percent of students who met or exceeded the publisher's expectations for growth by the end of the year



PK Math: Teaching Strategies GOLD

Percent of students who met or exceeded the publisher's expectations for growth by the end of the year



PK Social Emotional Learning: Teaching Strategies GOLD

Percent of students who met or exceeded the publisher's expectations for growth by the end of the year



K Reading: Developmental Reading Assessment (DRA)

Percent of students who met or exceeded the publisher's expectations for achievement at the end of the year



* Lee Montessori PCS is measured on the PK3-2 PMF framework per the charter. The school's grade 3 had fewer than 10 students.