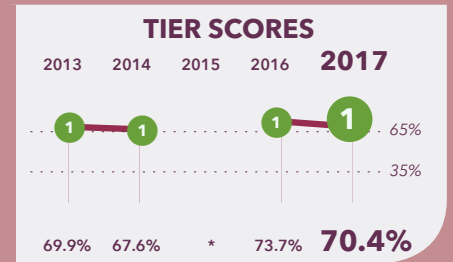


## Two Rivers PCS - 4th Street

MS: 1234 4th Street NE  
ES: 1227 4th Street NE  
Washington, DC 20002

MS: 202-543-8477  
ES: 202-546-4477  
www.tworiverspcs.org



### School Profile (2017–18)

#### Board Chair

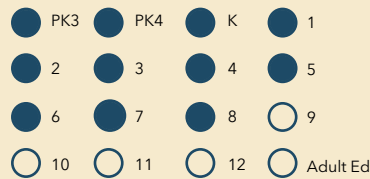
Clara Haskell Botstein

#### Interim Executive Director

David Nitkin

#### Grades Served

● Current Grades ● Future Grades



#### Principal

Jennifer McCormick (MS)  
Caroline Mwendwa-Baker (ES)

#### First School Year

2004-05

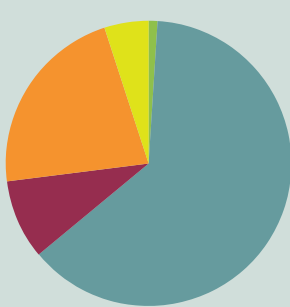
### Tier Explanations

- 1 High Performing**  
(65.0% - 100.0%)
- 2 Mid Performing**  
(35.0% - 64.9%)
- 3 Low Performing**  
(0.0% - 34.9%)

For schools serving grades PK-12, DC PCSB uses the **Performance Management Framework (PMF)** to assess school-wide academic performance. Schools are rated by tiers: **Tier 1** schools meet standards of high performance; **Tier 2** schools fall short of high performance standards but meet minimum overall performance standards; and **Tier 3** schools fall significantly short of high performance standards, showing inadequate performance.  
\* Due to the change in the state assessment, scores and tiers were not displayed in 2014-15.

### Student Demographics (2016–17)

**Total Enrollment**  
527



Asian	0.9%
Black Non-Hispanic	63.2%
Hispanic / Latino	8.9%
Native American / Alaska Native	0.0%
Pacific Islander / Native Hawaiian	0.0%
White Non-Hispanic	22.0%
Multiracial	4.9%

**English Language Learner**  
2.8%

**Economically Disadvantaged**  
49.0%

**Special Education**  
20.5%

**At-Risk Population**  
25.4%

### A Note from the School

The mission of Two Rivers PCS is to nurture a diverse group of students to become lifelong, active participants in their own education, develop a sense of self and community, and become responsible and compassionate members of society. Two Rivers uses EL education, an educational model that emphasizes interactive, hands-on, project-based learning. The school focuses on the whole child, recognizing the importance of character education and the social-emotional needs of children while helping them achieve academic excellence. An integrated arts program and a content-based Spanish program augment the school's demanding academic curriculum. Two Rivers' vibrant learning community is supported by a highly skilled and dedicated staff and an engaged and active parent community.

# Two Rivers PCS - 4th Street

## 2017 School Quality Report

(2016–17)

### Grades Measured: PK3–8



Points Earned  
out of  
Points Possible

Percent of  
Possible  
Points

### Student Progress (35 points): Academic Improvement Over Time

Growth on the state assessment in  
English Language Arts



10.2 out of 17.5

58.3%

Growth on the state assessment in  
mathematics



14.0 out of 17.5

80.0%

### Student Achievement (25 points): Approaching, Meeting, or Exceeding College and Career Ready Standards

PARCC: English Language Arts

Approaching College and  
Career Ready and Above



5.3 out of 7.5

70.2%

College and Career Ready



3.5 out of 5.0

70.3%

PARCC: Mathematics

Approaching College and  
Career Ready and Above



5.5 out of 7.5

73.7%

College and Career Ready



3.2 out of 5.0

63.3%

### Gateway (10 points): Outcomes in Key Subjects that Predict Future Educational Success (returning students)

3rd Grade English Language Arts

College and Career Ready



2.3 out of 5.0

46.0%

8th Grade Mathematics

College and Career Ready



4.2 out of 5.0

83.7%

### School Environment (30 points): Predictors of Future Student Progress and Achievement

Attendance

In-seat attendance



7.1 out of 9.0

79.0%

Re-enrollment

Percent of students eligible to re-enroll



8.7 out of 9.0

96.8%

Teacher Interaction Observations: Classroom Assessment

Scoring System (CLASS)

Emotional Support



3.5 out of 4.0

86.7%

Classroom Organization



2.7 out of 4.0

66.7%

Instructional Support



0.2 out of 4.0

5.0%

**TOTAL SCORE**

**TIER 1**

70.4 out of 100

**70.4%**

# Two Rivers PCS - 4th Street

## 2017 School Quality Report

(2016–17)

### Grades Measured: PK3–8

KEY



#### Additional Measures: Early Childhood Student Outcomes on School-Selected Assessments

##### PK Pre-Literacy: mCLASS:CIRCLE

Percent of students who met or exceeded the publisher's expectations for achievement at the end of the year



##### PK Math: mCLASS:CIRCLE

Percent of students who met or exceeded the publisher's expectations for achievement at the end of the year



##### K-2 Reading: NWEA Measures of Academic Progress (MAP) and mCLASS

Median percentile of student growth compared to national student performance



##### K-2 Math: NWEA Measures of Academic Progress (MAP) and mCLASS

Median percentile of student growth compared to national student performance

