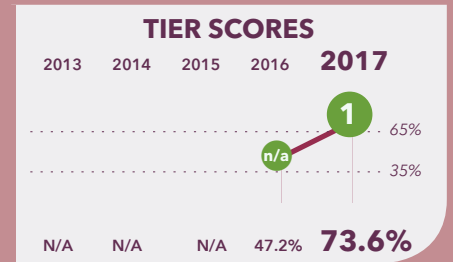


## Two Rivers PCS - Young

820 26th Street NE  
Washington, DC 20002

202-388-1360  
www.tworiverspcs.org



### School Profile (2017–18)

#### Board Chair

Clara Haskell Botstein

#### Interim Executive Director

David Nitkin

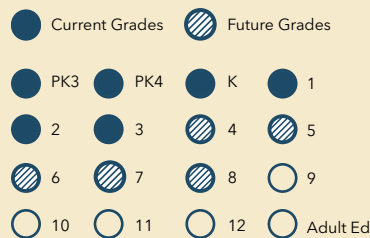
#### Principal

Guye Turner

#### First School Year

2015-16

#### Grades Served



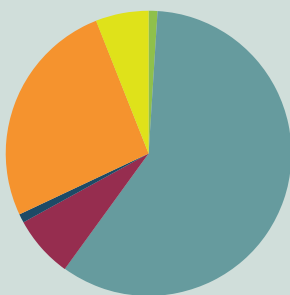
### Tier Explanations

- 1 High Performing**  
(65.0% - 100.0%)
- 2 Mid Performing**  
(35.0% - 64.9%)
- 3 Low Performing**  
(0.0% - 34.9%)

For schools serving grades PK-12, DC PCSB uses the **Performance Management Framework (PMF)** to assess school-wide academic performance. Schools are rated by tiers: **Tier 1** schools meet standards of high performance; **Tier 2** schools fall short of high performance standards but meet minimum overall performance standards; and **Tier 3** schools fall significantly short of high performance standards, showing inadequate performance.

### Student Demographics (2016–17)

Total Enrollment  
226



Asian	0.9%
Black Non-Hispanic	58.8%
Hispanic / Latino	7.1%
Native American / Alaska Native	0.9%
Pacific Islander / Native Hawaiian	0.0%
White Non-Hispanic	26.1%
Multiracial	6.2%

**English Language Learner**  
1.3%

**Economically Disadvantaged**  
37.2%

**Special Education**  
17.3%

**At-Risk Population**  
21.7%

### A Note from the School

The mission of Two Rivers PCS is to nurture a diverse group of students to become lifelong, active participants in their own education, develop a sense of self and community, and become responsible and compassionate members of society. Two Rivers uses EL education, an educational model that emphasizes interactive, hands-on, project-based learning. The school focuses on the whole child, recognizing the importance of character education and the social-emotional needs of children while helping them achieve academic excellence. An integrated arts program and a content-based Spanish program augment the school's demanding academic curriculum. Two Rivers' vibrant learning community is supported by a highly skilled and dedicated staff and an engaged and active parent community.

# Two Rivers PCS - Young

## 2017 School Quality Report

(2016–17)

### Grades Measured: PK3–2



Points Earned  
out of  
Points Possible

Percent of  
Possible  
Points

### Student Progress (50 points): Academic Improvement Over Time

Growth on the school's NWEA MAP  
assessment in reading



14.4 out of 25.0

57.5%

Growth on the school's NWEA MAP  
assessment in mathematics



17.8 out of 25.0

71.3%

### School Environment (50 points): Predictors of Future Student Progress and Achievement

Attendance

In-seat attendance



6.8 out of 10.0

68.0%

Re-enrollment

Percent of students eligible to re-enroll



9.6 out of 10.0

96.0%

Teacher Interaction Observations: Classroom  
Assessment Scoring System (CLASS)

Emotional Support



10.0 out of 10.0

100.0%

Classroom Organization



10.0 out of 10.0

100.0%

Instructional Support



5.0 out of 10.0

50.0%

**TOTAL SCORE**

**TIER 1**

73.6 out of 100

**73.6%**

### Additional Measures: Early Childhood Student Outcomes on School-Selected Assessments

PK Pre-Literacy: mCLASS:CIRCLE

Percent of students who met or exceeded the publisher's  
expectations for achievement at the end of the year



PK Math: mCLASS:CIRCLE

Percent of students who met or exceeded the publisher's  
expectations for achievement at the end of the year

