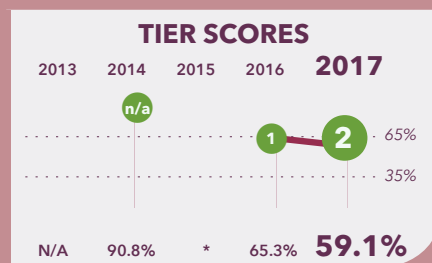


## DC Prep PCS - Benning Middle

100 41st Street NE  
Washington, DC 20019

202-396-3780  
www.dcprep.org



### School Profile (2017–18)

#### Board Chair


Michela English

#### CEO

Emily Lawson

#### Grades Served

Current Grades Future Grades



Is part of a PK3-8 network.

#### Principal

Erin Waldron

#### First School Year

2013-14

### Tier Explanations

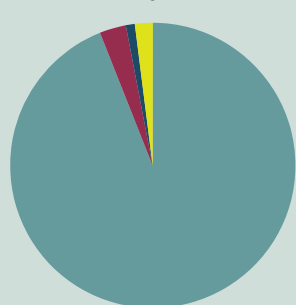
- 1 High Performing**  
(65.0% - 100.0%)
- 2 Mid Performing**  
(35.0% - 64.9%)
- 3 Low Performing**  
(0.0% - 34.9%)

For schools serving grades PK-12, DC PCSB uses the **Performance Management Framework (PMF)** to assess school-wide academic performance. Schools are rated by tiers: **Tier 1** schools meet standards of high performance; **Tier 2** schools fall short of high performance standards but meet minimum overall performance standards; and **Tier 3** schools fall significantly short of high performance standards, showing inadequate performance.

\* Due to the change in the state assessment, scores and tiers were not displayed in 2014-15.

### Student Demographics (2016–17)

Total Enrollment  
281



Asian	0.0%
Black Non-Hispanic	94.0%
Hispanic / Latino	3.2%
Native American / Alaska Native	0.4%
Pacific Islander / Native Hawaiian	0.0%
White Non-Hispanic	0.0%
Multiracial	2.5%

**English Language Learner**  
0.0%

**Economically Disadvantaged**  
>60%\*

**Special Education**  
18.1%

**At-Risk Population**  
47.3%

\* Community Eligible Schools serve at least 60% low-income students and offer free school meals to all students.

### A Note from the School

Founded in 2003, DC Prep is the highest-performing network of public charter schools in Washington (2012–17), bridging the educational divide by increasing the number of students from underserved communities with the academic preparation and personal character to succeed in competitive high schools and colleges. DC Prep serves more than 1,800 students in PK3-8th grade on five campuses in Wards 5, 7, and 8. Benning Middle Campus (BMC) opened in 2013 and is an extended middle school serving students in the 4th-8th grades. BMC is preparing its graduates for success in top-tier high schools, college, and beyond.

# DC Prep PCS - Benning Middle

## 2017 School Quality Report

(2016–17)

### Grades Measured: 4–7



Points Earned  
out of  
Points Possible

Percent of  
Possible  
Points

#### Student Progress (40 points): Academic Improvement Over Time

Growth on the state assessment in  
English Language Arts



6.6 out of 20.0

33.0%

Growth on the state assessment in  
mathematics



11.0 out of 20.0

54.8%

#### Student Achievement (30 points): Approaching, Meeting, or Exceeding College and Career Ready Standards

PARCC: English Language Arts

Approaching College and  
Career Ready and Above



5.8 out of 9.0

64.3%

College and Career Ready



4.0 out of 6.0

67.2%

PARCC: Mathematics

Approaching College and  
Career Ready and Above



6.7 out of 9.0

74.2%

College and Career Ready



4.1 out of 6.0

68.0%

#### Gateway (0 points): Outcomes in Key Subjects that Predict Future Educational Success (returning students)

3rd Grade English Language Arts

College and Career Ready



0.0 out of 0.0

N/A

8th Grade Mathematics

College and Career Ready



0.0 out of 0.0

N/A

#### School Environment (20 points): Predictors of Future Student Progress and Achievement

Attendance

In-seat attendance



8.5 out of 10.0

85.0%

Re-enrollment

Percent of students eligible to re-enroll



6.5 out of 10.0

64.8%

**TOTAL SCORE**

**TIER 2**

53.2 out of 90

**59.1%**