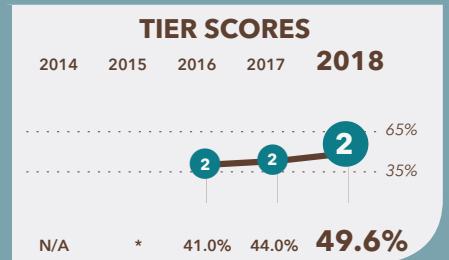


# Somerset Preparatory Academy PCS (High School)

3301 Wheeler Road SE  
Washington, DC 20032

202-562-9170  
www.somersetdc.com



## School Profile (2018–19)

### Board Chair

Jud Starr

### Principal

Lauren Catalano

### Grades Served

Current Grades Future Grades

PK3 PK4 K 1

2 3 4 5

6 7 8 9

10 11 12 Adult Ed

### First School Year

2013-14

## Tier Explanations

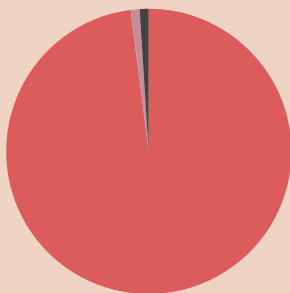
- 1 High Performing**  
(65.0% – 100.0%)
- 2 Mid Performing**  
(35.0% – 64.9%)
- 3 Low Performing**  
(0.0% – 34.9%)

For schools serving grades PK-12, DC PCSB uses the **Performance Management Framework (PMF)** to assess school-wide academic performance. Schools are rated by tiers: **Tier 1** schools meet standards of high performance; **Tier 2** schools fall short of high performance standards but meet minimum overall performance standards; and **Tier 3** schools fall significantly short of high performance standards, showing inadequate performance.

\* Due to the change in the state assessment, scores and tiers were not displayed in 2014-15.

## Student Demographics (2017–18)

Total Enrollment  
375



Asian	0.0%
Black Non-Hispanic	98.7%
Hispanic / Latino	0.5%
Native American / Alaska Native	0.0%
Pacific Islander / Native Hawaiian	0.0%
White Non-Hispanic	0.0%
Multiracial	0.8%

**English Language Learner**  
0.0%

**Economically Disadvantaged**  
>60%\*

**Special Education**  
20.3%

**At-Risk Population**  
70.7%

\* Community Eligible Schools serve at least 60% low-income students and offer free school meals to all students.

## A Note from the School

The purpose of Somerset Preparatory Academy PCS is to provide an individualized, academically rigorous, and engaging curriculum focusing on the ever-changing needs of our learners. Our educational process encompasses the partnership among the school, family, and community, in order to inspire a lifelong love of learning. We strive to develop students who are self-assured, well-rounded, and prepared for future success. Our three-pronged focus is LEARN: prepare students for college; LIVE: equip students with intellectual, emotional, social, and ethical skills to maximize their individual potential; and LEAD: form confident, self-directed, and responsible lifelong learners who take an active role in improving the local and global community.

# Somerset Preparatory Academy PCS (High School)

## 2018 School Quality Report

(2017–18)

### Grades Measured: 9–12



Points Earned  
out of  
Points Possible

Percent of  
Possible  
Points

### Student Progress (0 points): Academic Improvement Over Time

Growth on the state assessment in  
English Language Arts



0.0 out of 0.0

N/A

Growth on the state assessment in  
Mathematics



0.0 out of 0.0

N/A

### Student Achievement (20 points): Approaching, Meeting, or Exceeding College and Career Ready Standards

PARCC: English Language Arts

Approaching College and  
Career Ready and Above



0.6 out of 5.0

11.2%

College and Career Ready



0.5 out of 5.0

9.3%

PARCC: Mathematics

Approaching College and  
Career Ready and Above



0.7 out of 5.0

14.2%

College and Career Ready



0.0 out of 5.0

0.0%

### Gateway (36.5 points): Outcomes that Predict College and Career Readiness

9th Grade on Track to Graduate



3.4 out of 5.0

68.5%

Graduation Rate

Four-Year Graduation Rate (Prior Year)



3.7 out of 4.0

93.3%

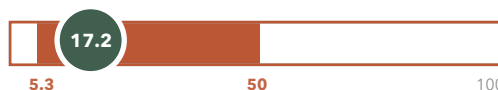
Five-Year Graduation Rate



0.0 out of 0.0

N/A

PSAT Performance (11th grade)\*



1.3 out of 5.0

26.7%

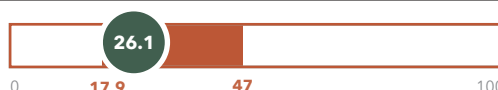
SAT/ACT Performance (12th grade)\*\*



1.6 out of 5.0

32.0%

SAT/ACT College and Career Ready: English  
Language Arts



0.7 out of 2.5

28.1%

SAT/ACT College and Career Ready: Mathematics



0.0 out of 2.5

0.0%

College Acceptance Rate



5.0 out of 5.0

100.0%

College Readiness: Advanced Placement/  
International Baccalaureate/Dual  
Enrollment Achievement/CTE Certificate



7.5 out of 7.5

100.0%

# Somerset Preparatory Academy PCS (High School)

## 2018 School Quality Report

(2017–18)

**Grades Measured: 9–12**



Points Earned  
out of  
Points Possible

Percent of  
Possible  
Points

### School Environment (22.5 points): Predictors of Future Student Progress and Achievement

#### Attendance

In-seat attendance



**12.5** out of 12.5

**100.0%**

#### Re-enrollment

Percent of students eligible to re-enroll



**1.7** out of 10.0

**16.7%**

**TOTAL SCORE**

**TIER 2**

**39.2** out of 79.0

**49.6%**

\* PSAT Performance: Score of at least 850 on Evidence-based Reading and Writing and math combined.

\*\* SAT/ACT Performance: Score of at least 890 on Evidence-based Reading and Writing and math combined on the SAT or a composite score of 16 on the ACT.

\*\*\* SAT/ACT College and Career Ready Measures: A score of at least 480 Evidence-based Reading and Writing and a score of at least 530 on math. These benchmarks are from the College Board and align with students earning a C or higher in a related subject in their first semester at college.