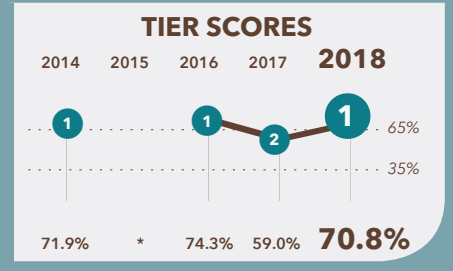


BASIS DC PCS (Middle School)

410 8th Street NW
Washington, DC 20004

202-393-5437
www.basisdc.org

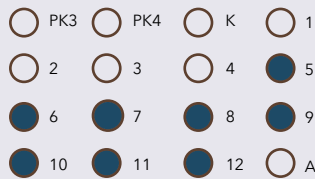


School Profile (2018–19)

Board Chair
Craig Barrett

Head of School
Jill Garrett

Grades Served
 Current Grades
 Future Grades



First School Year
2012-13

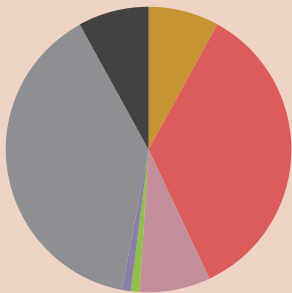
Tier Explanations

- 1 High Performing** (65.0% – 100.0%)
- 2 Mid Performing** (35.0% – 64.9%)
- 3 Low Performing** (0.0% – 34.9%)

For schools serving grades PK-12, DC PCSB uses the **Performance Management Framework (PMF)** to assess school-wide academic performance. Schools are rated by tiers: **Tier 1** schools meet standards of high performance; **Tier 2** schools fall short of high performance standards but meet minimum overall performance standards; and **Tier 3** schools fall significantly short of high performance standards, showing inadequate performance.
* Due to the change in the state assessment, scores and tiers were not displayed in 2014-15.

Student Demographics (2017–18)

Total Enrollment
596



| | |
|------------------------------------|-------|
| Asian | 8.1% |
| Black Non-Hispanic | 36.6% |
| Hispanic / Latino | 8.2% |
| Native American / Alaska Native | 0.2% |
| Pacific Islander / Native Hawaiian | 0.2% |
| White Non-Hispanic | 39.1% |
| Multiracial | 7.7% |

| | |
|-----------------------------------|-------|
| English Language Learner | 2.0% |
| Economically Disadvantaged | 22.1% |
| Special Education | 4.9% |
| At-Risk Population | 9.2% |

A Note from the School

BASIS DC PCS was founded on the belief that every child deserves a world-class education. The BASIS DC school culture makes high academic achievement and intellectual engagement the norm and allows students to realize and fulfill their full academic potential. This approach instills in students a lifelong love and respect for knowledge and an understanding of the importance of hard work and self-reliance as a path toward success. Our rigorous, college preparatory education equips students for the competitive college admissions process, helps them become eligible for scholarships, prepares them to thrive at top colleges, and enriches their lives.

BASIS DC PCS (Middle School)

2018 School Quality Report

(2017–18)

Grades Measured: 5–8



Points Earned
out of
Points Possible

Percent of
Possible
Points

Student Progress (40 points): Academic Improvement Over Time

Growth on the state assessment in English Language Arts



9.2 out of 20.0

45.9%

Growth on the state assessment in mathematics



9.7 out of 20.0

48.7%

Student Achievement (30 points): Approaching, Meeting, or Exceeding College and Career Ready Standards

PARCC: English Language Arts

Approaching College and Career Ready and Above



8.1 out of 9.0

90.4%

College and Career Ready



6.0 out of 6.0

100.0%

PARCC: Mathematics

Approaching College and Career Ready and Above



7.9 out of 9.0

88.3%

College and Career Ready



6.0 out of 6.0

100.0%

Gateway (10 points): Outcomes in Key Subjects that Predict Future Educational Success (returning students)

3rd Grade English Language Arts

College and Career Ready



0.0 out of 0.0

N/A

8th Grade Mathematics

College and Career Ready



10.0 out of 10.0

100.0%

School Environment (20 points): Predictors of Future Student Progress and Achievement

Attendance

In-seat attendance



10.0 out of 10.0

100.0%

Re-enrollment

Percent of students eligible to re-enroll



3.9 out of 10.0

39.5%

TOTAL SCORE

TIER 1

70.8 out of 100

70.8%