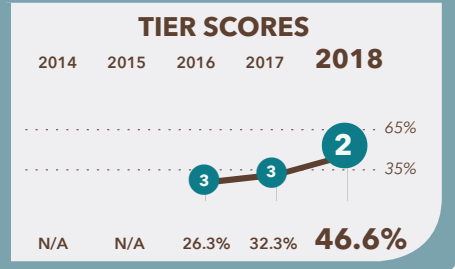


# Achievement Preparatory Academy PCS - Wahler Place Elementary School

908 Wahler Place SE  
Washington, DC 20032

202-562-1307  
www.achievementprep.org



## School Profile (2018-19)

### Board Chair

Jason Andrean

### Founder & CEO

Shantelle Wright

### Grades Served

● Current Grades ● Future Grades

● PK3 ● PK4 ● K ● 1

● 2 ● 3 ○ 4 ○ 5

○ 6 ○ 7 ○ 8 ○ 9

○ 10 ○ 11 ○ 12 ○ Adult Ed

Is part of a K-8 network.

### Principal

Tiffany White

### First School Year

2013-14

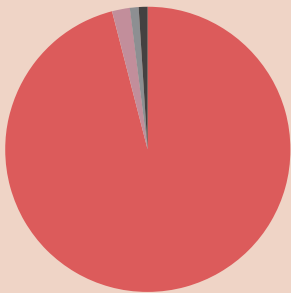
## Tier Explanations

- 1 High Performing**  
(65.0% – 100.0%)
- 2 Mid Performing**  
(35.0% – 64.9%)
- 3 Low Performing**  
(0.0% – 34.9%)

For schools serving grades PK-12, DC PCSB uses the **Performance Management Framework (PMF)** to assess school-wide academic performance. Schools are rated by tiers: **Tier 1** schools meet standards of high performance; **Tier 2** schools fall short of high performance standards but meet minimum overall performance standards; and **Tier 3** schools fall significantly short of high performance standards, showing inadequate performance.

## Student Demographics (2017-18)

**Total Enrollment**  
486



Asian	0.0%
Black Non-Hispanic	97.1%
Hispanic / Latino	1.9%
Native American / Alaska Native	0.0%
Pacific Islander / Native Hawaiian	0.0%
White Non-Hispanic	0.6%
Multiracial	0.4%

**English Language Learner**  
0.6%

**Economically Disadvantaged**  
>60%\*

**Special Education**  
11.9%

**At-Risk Population**  
64.6%

\* Community Eligible Schools serve at least 60% low-income students and offer free school meals to all students.

## A Note from the School

Our mission is to prepare students to excel as high-achieving scholars and leaders in high school, college, and beyond. Critical to Achievement Prep’s mission is also the idea of developing and fostering a strong character in our scholars. On a daily basis, they focus on the development and practice of Achievement Prep’s DREAM values (Determination, Respect, Enthusiasm, Accountability, and Mastery). At Achievement Prep we believe that all students, regardless of race or socioeconomic status, deserve a top-quality, rigorous college preparatory education; when provided with a highly structured, disciplined, and supportive learning environment with quality, targeted instruction, all students will achieve the highest academic standards; and literacy is the most essential academic skill upon which most future skills and knowledge acquisition are based.

# Achievement Preparatory Academy PCS - Wahler Place Elementary

## 2018 School Quality Report

(2017-18)

### Grades Measured: PK3-3



Points Earned  
out of  
Points Possible

Percent of  
Possible  
Points

### Student Progress (45 points): Academic Improvement Over Time

Growth on the school's NWEA MAP assessment in reading



9.0 out of 22.5

40.0%

Growth on the school's NWEA MAP assessment in mathematics



15.8 out of 22.5

70.0%

### Student Achievement (15 points): Approaching, Meeting, or Exceeding College and Career Ready Standards

PARCC: English Language Arts

Approaching College and Career Ready and Above



1.3 out of 4.5

28.3%

College and Career Ready



0.3 out of 3.0

11.1%

PARCC: Mathematics

Approaching College and Career Ready and Above



1.8 out of 4.5

40.2%

College and Career Ready



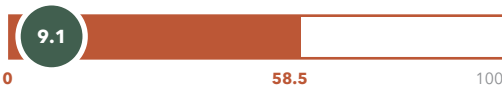
0.7 out of 3.0

22.0%

### Gateway (10 points): Outcomes in Key Subjects that Predict Future Educational Success (returning students)

3rd Grade English Language Arts

College and Career Ready



1.6 out of 10.0

15.5%

8th Grade Mathematics

College and Career Ready



0.0 out of 0.0

N/A

### School Environment (30 points): Predictors of Future Student Progress and Achievement

Attendance

In-seat attendance



3.9 out of 9.0

43.3%

Re-enrollment

Percent of students eligible to re-enroll



3.4 out of 9.0

37.2%

Teacher Interaction Observations: Classroom Assessment

Scoring System (CLASS)

Emotional Support



3.7 out of 4.0

92.8%

Classroom Organization



3.1 out of 4.0

78.7%

Instructional Support



2.0 out of 4.0

48.8%

**TOTAL SCORE**

**TIER 2**

46.6 out of 100

**46.6%**

# Achievement Preparatory Academy PCS - Wahler Place Elementary

## 2018 School Quality Report

(2017–18)

### Grades Measured: PK3–3



#### Additional Measures: Early Childhood Student Outcomes on School-Selected Assessments

##### PK Pre-Literacy: Every Child Ready (ECR)

Percent of students who met or exceeded the publisher's expectations for growth or achievement at the end of the year



##### PK Math: Every Child Ready (ECR)

Percent of students who met or exceeded the publisher's expectations for growth or achievement at the end of the year

