

Elsie Whitlow Stokes Community Freedom Public Charter School



2018-19 ANNUAL REPORT

Brookland Campus

3700 Oakview Terrace NE, Washington, DC 20017

202.265.7237

East End Campus

5600 East Capitol Street NE, Washington, DC 20019

202.975.2100

Erica McGrady, Chair, Board of Trustees

TABLE OF CONTENTS

I.	School Description	3-5
	A. Mission Statement	3
	B. School Program	3
II.	School Performance	6-10
	A. Performance and Progress	6
	B. Lessons Learned and Actions Taken	9
	C. Unique Accomplishments	9
	D. List of Donors	11
III.	Data Reports	12-15
IV.	Appendices	16-34
	A. 2018-19 Staff Roster	16
	B. 2018-19 Board Roster	21
	C. Unaudited Year-end 2018-19 Financial Statement	22
	D. Approved 2019-20 Budget	30

Mission

Stokes School's mission is as follows:

The Elsie Whitlow Stokes Community Freedom Public Charter School prepares culturally diverse pre-school and elementary school students in the District of Columbia to be leaders, scholars and responsible citizens who are committed to social justice.

Stokes teaches children to think, speak, read, write and learn in two languages: English and French or English and Spanish. With a dual focus on academic excellence and community service, the Stokes School accomplishes its mission by creating an environment of achievement, respect and non-violence.

School Program

Summary of Curriculum Design and Instructional Approach

The Elsie Whitlow Stokes Community Freedom Public Charter School maintains a nurturing environment where culturally diverse faculty and staff model compassion, fairness, service to others, enthusiasm for learning, and the capacity to contribute to and thrive within a community setting. In our work with students, Stokes School prepares young learners to challenge national and international academic standards, to navigate successfully within their own communities and within the cultures of others, and to function as responsible citizens and leaders.

The Elsie Whitlow Stokes Community Freedom Public Charter School is committed to excellence in all areas. Our rigor, high standards, and inquiry-based curriculum broaden scholars' world-view and develop higher order thinking skills. Stokes School is a candidate school for the International Baccalaureate (IB) Primary Years Programme (PYP). We are integrating IB into the school curriculum through the planning and teaching of transdisciplinary units of inquiry around global themes. IB schools exist across the globe. Like Stokes School, IB schools are places for knowledgeable scholars who care about the world in which they live and who want to learn more about people and cultures outside of their own.

In our pre-school/pre-kindergarten classes, we structure our curriculum based upon transdisciplinary units which emphasize developmentally appropriate learning through play for our youngest scholars. In kindergarten through 5th grade, we use an approach of Balanced Literacy to teach the Common Core State Standards (CCSS) for Language Arts, including Writer's Workshop in all languages and Words their Way for word study. Our K-5th mathematics curriculum is called Investigations, through which students develop deep conceptual understanding of the CCSS and engage in the CCSS Mathematical Practices. We continue to draw upon the Next Generation Science Standards (NGSS) and the DC Standards of Teaching and Learning for Social Studies for K-5th grade. These curricula allow for multiple access points to concepts and skills, allowing for student choice, inquiry and maximizing opportunities for student growth. Teachers strive to help all students achieve at their highest capacity and develop a passion for learning. Teachers aim to accommodate individual needs and differentiate instruction for all the various learning styles and abilities and to capitalize on students' strengths. A key factor in creating the best learning environment for students is team teaching with small class sizes and a learning specialist assigned to each grade level. Providers of special education and related services most often deliver those services to small groups within classrooms.

Topics are explored in depth through transdisciplinary themes so that students find meaning from their own experiences. Instruction and learning occurs via multiple modalities using mini-lessons, guided reading, small group projects, cooperative learning, choice boards, and learning centers, sometimes involving technology. Interdisciplinary learning is most often achieved through hands-on projects where students work with manipulative materials, apply skills to problem solving, and learn to communicate the results of their efforts in a variety of formats. Pre-K-5th grade curriculum mapping creates a natural

progression of skills that build upon one another over the years. Each thematic unit is concluded with celebrations of learning to share learning with families and the community.

Stokes School's dual language immersion program prepares students to speak, read, write, and think in two languages: English and French, or English and Spanish. Literacy instruction and content instruction are delivered in both languages. Pre-school/pre-kindergarten students spend 90 percent of their instructional time learning in French or Spanish, while kindergarten through fifth grade students spend half of their instructional time in one of the target languages. Scholars at Stokes develop a balanced bilingual ability and are able demonstrate their abilities before graduation on study tours to Martinique and Panama.

Family Engagement

Parent Involvement Efforts

Stokes School recognizes parents as the most important advocates for their children. We provide monthly family information sessions where parents can learn about and see the implementation of curricular programs such as “Investigations Math” and “Units of Study for Teaching Writing” or learn about our assessments, for example. Stokes School aims to empower parents with information to support their children.

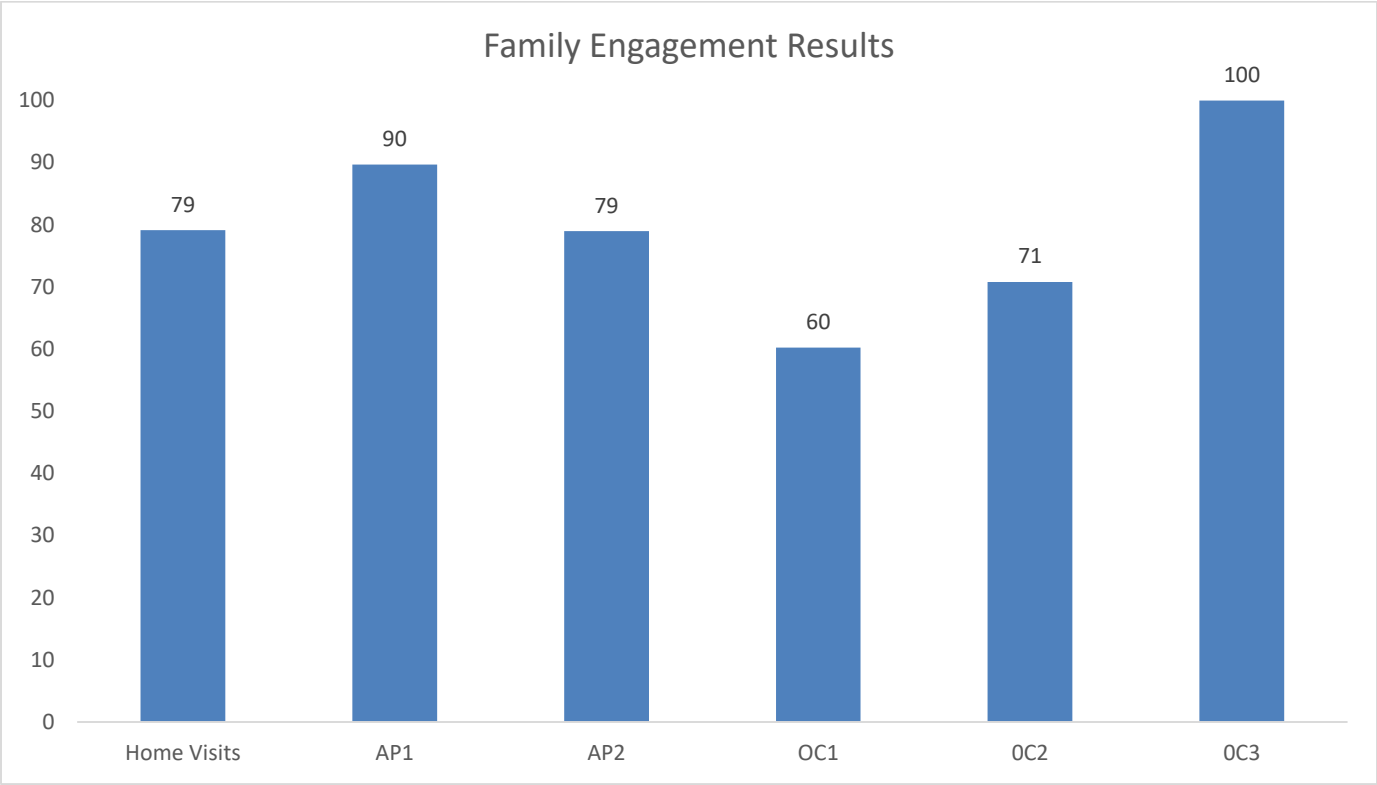
Throughout the year, Stokes School aims to involve our parents in all aspects of our learning community. During our First Day Celebration, we invite parents to participate in our back-to-school parade. At the conclusion of the parade, school administrators host a breakfast and Q&A session that gives parents an opportunity to ask questions about the upcoming school year. Back-to-School Night allows parents to experience a day in their children's shoes, as they visit classrooms, sit at their children's desks, and meet their teachers. At the end of each trimester, parents are encouraged to attend grade level celebrations of learning, which are learning showcases led by students. Each trimester, parents also meet with their children's teachers for one-on-one conferences concerning each student's progress over the past trimester and goals for the next. Since 2012, in collaboration with the Flamboyant Foundation, Stokes School teachers conduct home visits at the start of the school year in which parents and teachers discuss expectations, develop a strong relationship and review parent-led goals for their children for the year.

Parents as Leaders

Parents play significant roles within the Stokes School community at every level as volunteers, teachers, administrators, and board members. At Stokes School, we value parents as leaders and seek to involve parents in shaping the direction of our school improvement efforts. In 2013, parents elected to establish a Parent Teacher Association (PTA). Throughout the school year the PTA meets monthly to discuss how they can better support the school through fund-raisers and community-building events and to provide leadership and support for many of the school's activities and initiatives. Each classroom has at least one Room Parent who helps keep families abreast of current information about classroom and schoolwide activities. Each month a different grade level sponsors First Fridays, which is a continental breakfast coordinated by the Room Parents for teachers, parents and staff to gather and chat informally before the beginning of the school day. In addition, our parents are asked to participate on school committees such as the school wellness committee. During the past school year, Stokes partnered with Kindred, an organization that aims to build trusting relationships between parents of diverse backgrounds and supports them to work with school leadership to drive equity and diversity in their school and communities. Kindred facilitators met with parent “dialogue groups” throughout the school year to identify perceived inequities in the school community that they would like to address and remedy. At the end of the school year parent groups presented their work to school administrators and also offered potential solutions.

Parent Involvement Data

Overall, Stokes School met or nearly met our family engagement goals for the year. Stokes staff attended home visits for 79% of students. The vast majority of families participated in Academic Partnering (AP) meetings (goal setting parent-teacher conferences), and teachers reached most families with positive, on-going communications (OC) related to student progress. See below for a chart detailing our family engagement data.



School Performance

Performance and Progress

Mission

Stokes School’s mission is as follows:

The Elsie Whitlow Stokes Community Freedom Public Charter School prepares culturally diverse pre-school and elementary school students in the District of Columbia to be leaders, scholars and responsible citizens who are committed to social justice.

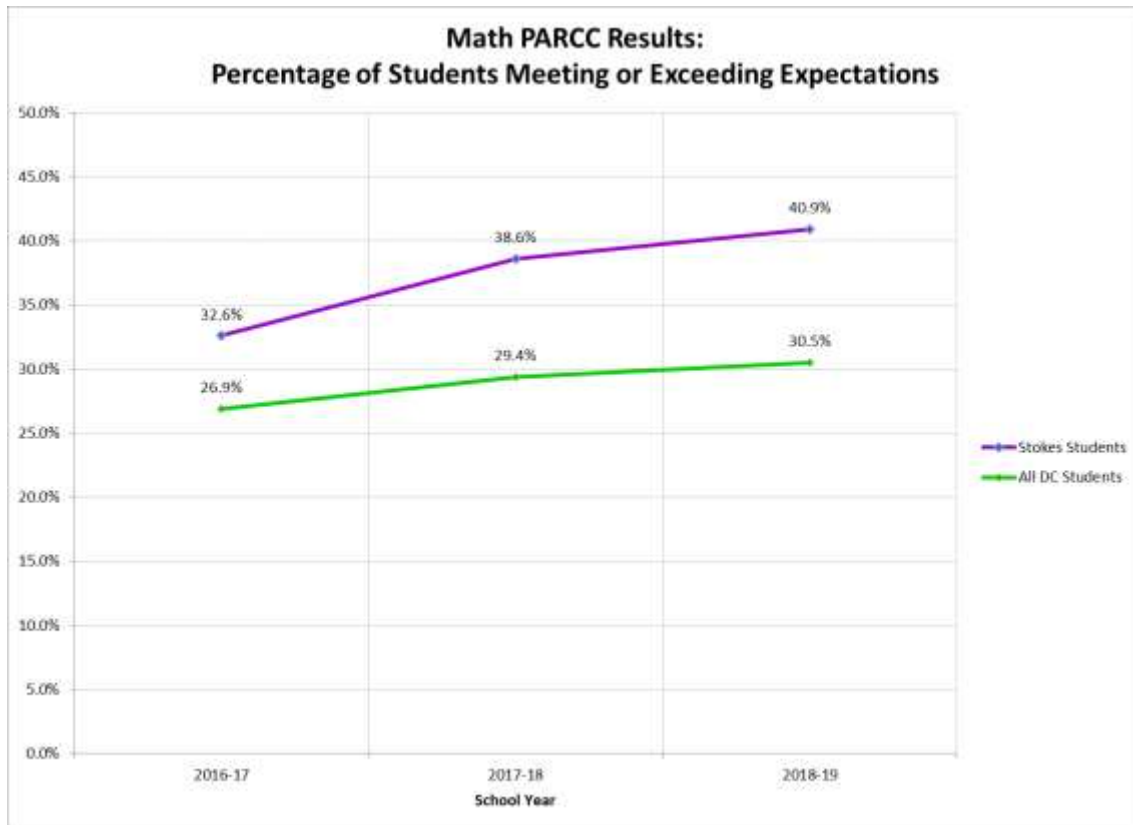
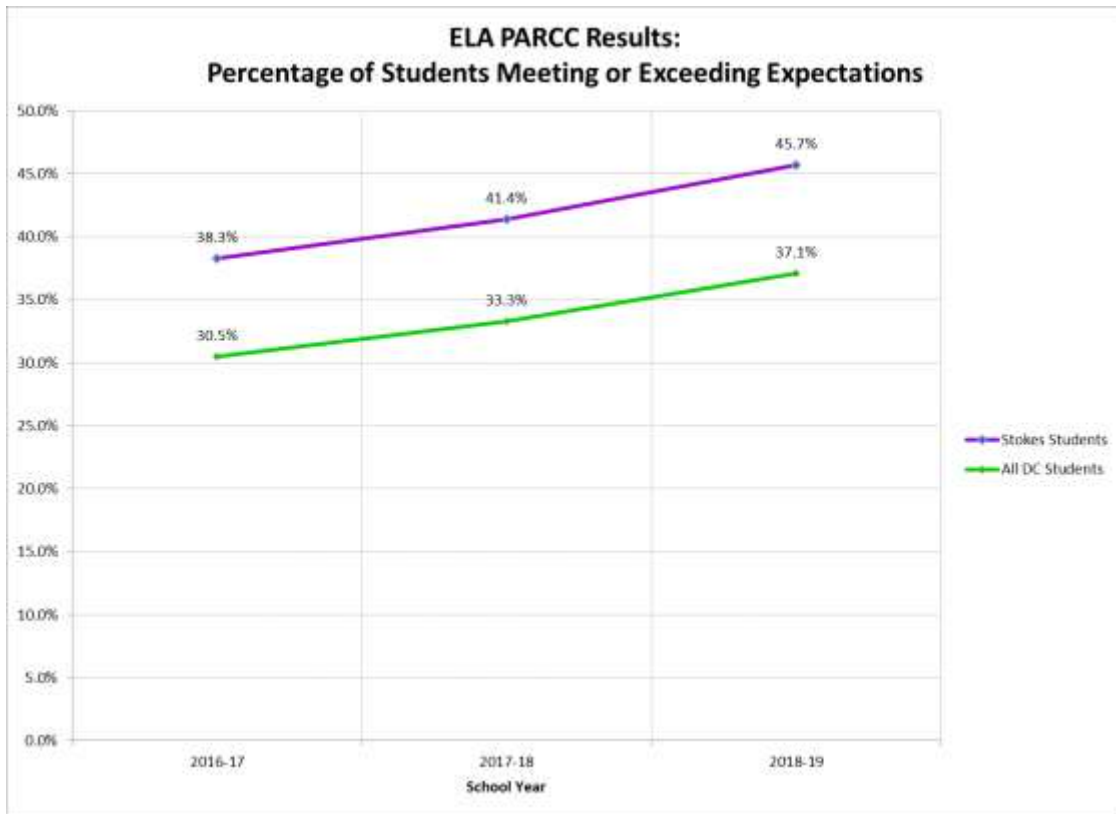
Stokes teaches children to think, speak, read, write and learn in two languages: English and French or English and Spanish. With a dual focus on academic excellence and community service, the Stokes School accomplishes its mission by creating an environment of achievement, respect and non-violence.

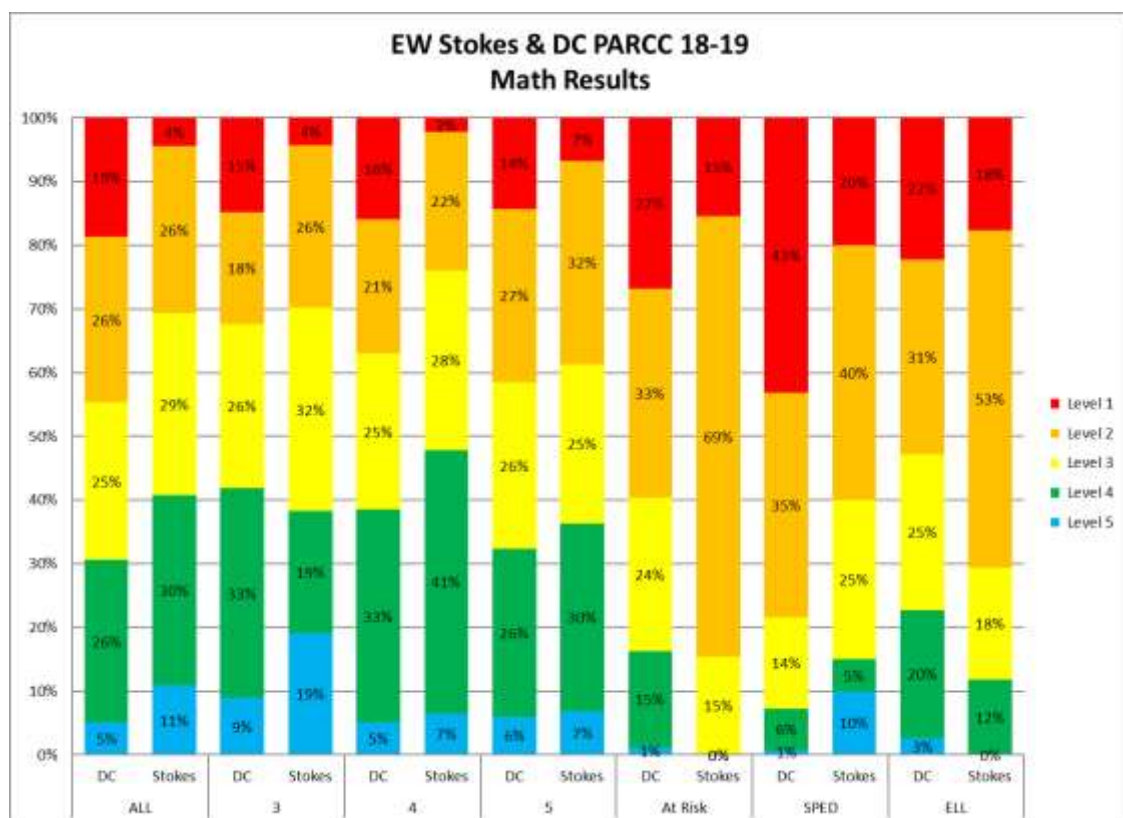
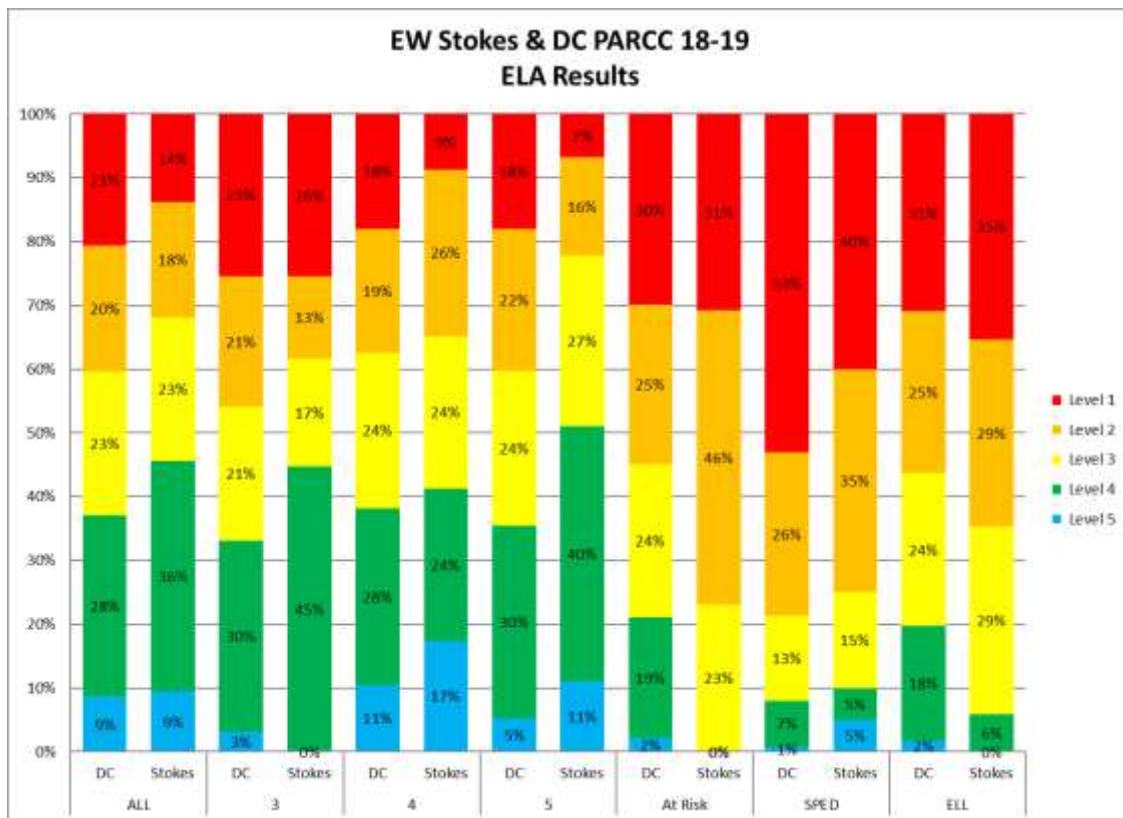
We strive to embody our mission throughout all of our school initiatives both within and outside of the classroom. Our mission guides our school-wide initiatives, school events, family engagement efforts, and improvement plans. The following programs and methodologies show evidence of our constant effort to embody our mission:

- **Community Service Learning:** In order to develop “leaders, scholars and responsible citizens who are committed to social justice,” we embed community service learning within each of our transdisciplinary units through a component that IB calls “Action.” Scholars think about how the topic they are learning about matters and what they can do about it within their community (local or global).
- **Project/Inquiry-based instruction:** Our method of instruction, which we continually strive to enhance, is based on student inquiry around a central idea. For example, students learn mathematics through inquiry around problems, games and activities to develop conceptual understanding of a key mathematical concept. All Stokes’ teachers have been trained by the IB Organization to implement an inquiry-based, transdisciplinary curriculum.
- **Restorative Practices:** Stokes school implements restorative practices in classrooms. Teachers hold daily morning circles to build community and understand scholars’ social-emotional level of wellbeing. These practices are also a guiding tenet of our behavior redirection philosophy. Scholars are asked to name their feelings and take responsibility for their part in any harm caused to the community.
- **Student Leadership opportunities:** Stokes scholars are invited to take leadership roles within the school such as on our Student Government and they are asked to represent our school in the outside community in multiple ways such as through our school choir, school musical, or Steel Drum Band.
- **Diversity of staff and families & international focus of instruction:** Our faculty and staff represent a diversity of backgrounds in terms of language, ethnicity, culture, physical abilities, and country of origin. This allows us to foster respect and appreciation for others within our community. In addition, this allows us to integrate an international focus within the classroom and for school wide celebrations such as Hispanic Heritage and Francophonie Month. We also celebrate the various cultures of our families and staff during a Heritage Day Celebration in the spring. This event offers traditional foods, music, dance, and other cultural expressions.
- **Dual-Language Immersion Program Development:** Through our Dual Language Immersion Program, Stokes scholars learn another language (French, Spanish or English) through the content that is taught in the classroom. We approach literacy learning in both languages through a balanced approach in which children learn to read, write, speak and think by writing about what matters to them, reading texts that interest them and are on their level, and integrating discussion in all lessons.

Goals and Academic Achievement Expectations

Stokes School has adopted the PMF as its charter goals and PCSB will report on its progress in the published PMF report. Below, see Stokes’ performance on PARCC relative to the rest of DC.





Lessons Learned and Actions Taken

As a result of our review and analysis of the above data and other qualitative and quantitative data from the previous school year, Stokes School focused or will focus on the following programs, areas and activities to enhance the academic program and drive student improvement:

Goal	Actions Taken or Planned
Improve our intervention approaches to meet the academic and social needs of all learners, especially focusing on the At-Risk, ELL, and SpEd subgroups.	Identify and procure additional high-quality Tier 2 and 3 interventions for math, reading, and social-emotional skills. Conduct thorough research into current practices and student performance, especially among low-performing groups. Analyze and research assessments and tracking tools to better illuminate learning gaps among low-performing students. Create and implement a trimester analysis of behavior referral data and interventions. Implement new team planning structures that support the analysis and use of data during weekly planning meetings.
Students demonstrate understanding and commitment to social justice through annual participation in school and student-led projects, activities, and programs.	Develop a common understanding of social justice among staff through a guiding principle document along with professional development. Analyze our Primary Years Programme of Inquiry to ensure that at least one unit per year includes a social justice action.
By Spring 2020, receive IB authorization and create a plan for successful five-year evaluation.	Make adjustments to IB plan in order to meet authorization visit requirements. Implement the IB PYP of Inquiry across all content and grade levels.
Improve target language teacher practice to reflect current best practice in language immersion pedagogy.	Developed Stokes Guiding Principles for Language Learning. Contracted with a specialist to give professional development to all target language teachers. Made adjustments to our trimester report cards to reflect language progression path.

Unique Accomplishments

1. Elsie Whitlow Stokes Community Freedom Public School opened its second campus this school year. The East End Campus reached 95% of its enrollment target for Year 1 and has a high level of family engagement and support.
2. Through a partnership with Kaboom and with the help of our community, we built a playground at the East End Campus.
3. Stokes School completed our application for authorization as an International Baccalaureate Primary Years Programme and completed our site visit. We expect to receive IB authorization in January 2020.

4. We received the Label France Education Accreditation, granted by the French Ministry of Foreign Affairs to schools around the world promoting French language and culture as part of their specific curriculum. Stokes is the only school in Washington, DC to receive this accreditation.
5. Stokes School held a birthday celebration at the French Embassy to celebrate the completion of our 20th year of operation.
6. We published *A Place to Call School: The Making of the Elsie Whitlow Stokes Community Freedom Public Charter School*, a book which describes Stokes School's history and culture.
7. Francis Richards, our music teacher, won DCPCSB's Teacher of the Year award.
8. Nicole Fitzgerald, a parent of two Stokes scholars, won DCPCSB's Parent of the Year award.
9. Stokes was selected to host a First Friday event at East End campus (organized by Citibridge Foundation, Education Forward, FOCUS and Charter Board Partners).
10. Mr. Bobby Caballero, our Brookland Campus Director, was honored as an Inspirational Educator by Jenna Bush on [NBC's Today Show](#).
11. Ms. Erika Bryant, our Executive Director, was selected to participate on a panel to discuss school growth at the National Charter School Conference.
12. A Stokes School 5th grader, Cole Tyler, placed 2nd in the DC STEM Science Fair.
13. Stokes School received substantial grant from DC Education Forward to support Brookland campus and the opening of the East End Campus.

Elsie Whitlow Stokes Community Freedom Public Charter School acknowledges that DC PCSB's review and publication of this annual report does not imply concurrence or disagreement with the content herein.

List of Grants and Donations above \$500

Amount	Name
\$549,886.04	US Department of Education
\$265,667.84	US Dept of Agriculture
\$242,500.00	Education Forward
\$107,162.42	DC Government
\$24,252.00	Flamboyant Foundation
\$5,000.00	Ketchum Inc
\$3,905.28	Amgen Inc PAC
\$3,500.00	French American Cultural Exchange Donation
\$3,500.00	DC Sustainable Energy Utility
\$3,000.00	Caroline Hutton
\$3,000.00	Jason Bennett
\$2,000.00	Alan Schwartz
\$2,000.00	Whole Kids Foundation
\$1,900.00	Bill & Melinda Gates Foundation through Benevity Community Impact Fund
\$1,000.00	Erin Birgfeld
\$1,000.00	Michele Vaughn
\$1,000.00	Nancy
\$1,000.00	Leon Rosenberg and Diane Drobnis Family Fund
\$540.00	EEL
\$500.00	Kristen Monaco
\$500.00	Jacob Abbott
\$500.00	Patricia Doutriaux
\$500.00	Linda Moore
\$500.00	Marcelo A Rivadeneira
\$500.00	Michael Goode
\$500.00	Darren Goode
\$500.00	Erica McGrady
\$500.00	Alexandra Kincannon
\$500.00	Elizabeth A Patterson
\$500.00	Kevin Hall
\$500.00	Carrie Brandt
\$500.00	Linda Avery
\$500.00	Rachel Bee
\$500.00	BB&T Bank
\$500.00	Patricia Sullivan
\$500.00	Gwendolyn Weaver
\$500.00	Consolidated Petroleum

SY 2018-19 Annual Report Campus Data Report

Source	Data Point
PCSB	LEA Name: Elsie Whitlow Stokes Community Freedom PCS
PCSB	Campus Name: Elsie Whitlow Stokes Community Freedom PCS - Brookland
PCSB	Grades served: PK3--5
PCSB	Overall Audited Enrollment: 350

Enrollment by grade level according to OSSE's Audited Enrollment Report

Grade	PK3	PK4	KG	1	2	3	4	5	6
Student Count	35	40	43	50	43	47	47	45	0
Grade	7	8	9	10	11	12	Altern-ative	Adult	SPED*
Student Count	0	0	0	0	0	0	0	0	0

*Note: This field is only filled in for St. Coletta Special Education PCS as it is the only charter LEA that exclusively serves students with disabilities.

Student Data Points

School	Total number of instructional days: 180 K-5 th ; 179 Pre-K Number of instructional days, not including holidays or professional development days, for the majority of the school. If your school has certain grades with different calendars, please note it.
PCSB	Suspension Rate: 3.1%
PCSB	Expulsion Rate: 0.00%
PCSB	Instructional Time Lost to Out-of-School Suspension Rate: 0.06%
PCSB	In-Seat Attendance: 95.2%*
PCSB	Average Daily Attendance: The SRA requires annual reports to include a school's average daily membership. To meet this requirement, PCSB will provide following verified data points: (1) audited enrollment; (2) mid-year withdrawals; and (3) mid-year entries. (No action necessary.)
PCSB	Midyear Withdrawals: 2.3% (8 students)*
PCSB	Midyear Entries: 0.0% (0 students)*

SY 2018-19 Annual Report Campus Data Report

Source	Data Point
PCSB	LEA Name: Elsie Whitlow Stokes Community Freedom PCS
PCSB	Campus Name: Elsie Whitlow Stokes Community Freedom PCS - East End
PCSB	Grades served: PK3--K
PCSB	Overall Audited Enrollment: 134

Enrollment by grade level according to OSSE's Audited Enrollment Report

Grade	PK3	PK4	KG	1	2	3	4	5	6
Student Count	53	43	38	0	0	0	0	0	0
Grade	7	8	9	10	11	12	Alternative	Adult	SPED*
Student Count	0	0	0	0	0	0	0	0	0

*Note: This field is only filled in for St. Coletta Special Education PCS as it is the only charter LEA that exclusively serves students with disabilities.

Student Data Points

School	Total number of instructional days: 180 K-5 th ; 179 Pre-K Number of instructional days, not including holidays or professional development days, for the majority of the school. If your school has certain grades with different calendars, please note it.
PCSB	Suspension Rate: 0.0%
PCSB	Expulsion Rate: 0.00%
PCSB	Instructional Time Lost to Out-of-School Suspension Rate: 0.00%
PCSB	In-Seat Attendance: 92.7%*
PCSB	Average Daily Attendance: The SRA requires annual reports to include a school's average daily membership. To meet this requirement, PCSB will provide following verified data points: (1) audited enrollment;

Appendix A

EWS Faculty and Staff 2018-2019			
First Name	Last Name	Job Title	Qualifications
Abby	Sondak	Dean of Students	B.A. American Studies
Ada	Niang	Pre-K French Teacher Assistant	A.A.
Adrienne	Dunbar	Pre-K English Teacher Assistant	M.A. Early Childhood Education
Alice	Detiel	3rd Grade French Teacher	M.A. Education
Alyson	Raphael	5th Grade English Teacher	M.A. Teaching
Amelia	Muller	4th Grade French Teacher	M.A. Education
Ana	Bolanos	Pre-K Spanish Teacher	B.A. Biology
Ana Maria	Donado	Family Engagement Coordinator	M.S. Nutritional Engineering
Ana Maria	Castro	Kindergarten Spanish Teacher	B.A. Elementary Education and English
Angelica	Carter	Learning Specialist	B.A. Elementary Education
Ashanti	Gordon	Learning Specialist	M.A. Educational Psychology
Awa	Traore	Pre-K French Teacher Assistant	A.A. Paraeducation
Benjamin	Frey	4th Grade English Teacher	M.A. Curriculum and Instruction
Bernard	Odi	Art Teacher Assistant	A.A. Art
Bianca	Lopez	Pre-K Spanish Teacher Assistant	B.A. Business Administration
Bill	Moczydlowski	Business Manager	M.B.A Accounting
Bobby	Caballero	Director of Student Support	B.S. Human Development
Caira	Temple	School Social Worker	M.A. Clinical Mental Health Counseling

Carina	Caballero	Learning Specialist	M.A. Special Education
Carlos	Jolon	5th Grade Spanish Teacher	M.A. Sociology
Chaza	Betenjane	Kindergarten French Teacher	B.A. Arts and Language
Christopher	Headecker	Chef Manager	B.S. Criminal Science
Claudia	Moncayo	3rd Grade Spanish Teacher	B.A. Education
Constant	N'Goran	Pre-K French Teacher Assistant	A.A. Teaching
Constanza	Rosas	Director of Teaching & Learning, Brookland Campus	B.A. Architecture
Daughn	McNeil	Art Teacher	M.A. Elementary Education
David	Bravo	Director of Teaching & Learning, East End Campus	B.A. English as a Second Language
Dori	Cook	Learning Specialist	M.Ed. Special Education
Eric	Vance	PE Teacher	B.A. Psychology
Erika	Bryant	Executive Director	M.Ed. Education Administration
Everett	Richardson	Director of Special Education	M.A. Education Administration
Francis	Richards	Music Teacher	B.A. Music
Francoise	Villeneuve	Pre-K French Teacher	B.A.
Fresia	Cortes	Director of Operations	A.A. Bilingual Secretarial Administration
Gabrielle	Holmes	Special Education Administrative Support	M.A. Liberal Arts
Georgette	Blay	5th Grade French Teacher	M.A. Teaching
Grace	Uwuagbae	1st Grade English Teacher	M.A. Elementary Education
Griselda	Vasquez	Pre-K Spanish Teacher	B.S. Political Science
Hope	Brewington	2nd Grade English Teacher	B.A. Human Development

Ilcia	Moran Ramos	Learning Specialist	B.A. Psychology
Jacqueline	Walker	4th Grade Teacher Assistant	B.A. Business Management
Jennifer	Sloop	Learning Specialist	B.A. Early Childhood Education
Jessie	Caola	2nd Grade English Teacher	M.A. Teaching
Joan	Flannery	Art Teacher	B.A. Art
Jonah	Davenport	Pre-K Coordinator	M.A. Early Childhood Special Education
Julia	Senerchia	Director of Data and Accountability	E.M. Leadership
Julie	Leogal	2nd Grade French Teacher	M.A. World History
Kady	Keita	Pre-K French Teacher Assistant	B.A. Business Admin
Karim	Ewing-Boyd	Director of Special Programs	B.A. Philosophy
Kathy	Ticona	Kindergarten English Teacher	B.A. Psychology
Kelly	Flores	Pre-K Spanish Teacher Assistant	B.A. Arts and Humanities
Kenneth	Duff	Dean of Students	B.A. Sports Management
Khady	Sy	Pre-K French Teacher	B.A. Education
Kimberly	Williams	Food Service Coordinator	M.S. Business Administration
Kristin	Long	French Immersion Assistant and Library Specialist	B.A. French
Laure	Veissierre	Kindergarten French Teacher	B.A. Mixed Media
Liliane	Duchene	Pre-K French Teacher	B.A. French/Spanish
Linda	Moore	Founder & Senior Advisor	M.S. Counseling Psychology
Lindsay	Bradley	Kindergarten English Teacher	B.A. Education
Lisa	Volpe	Library Specialist and ELL Support	M.A. Spanish Studies

Maeva	Abouttier	Pre-K English Teacher Assistant	M.A. Public Health
Marcia	Lue-Chung Herbert	Kindergarten Spanish Teacher	M.A. Education
Margarita	Robledo	4th Grade Spanish Teacher	M.A. Education
Maria Cecilia	Carpio	2nd Grade Spanish Teacher	B.A. Elementary Education
Maribel	Wan	Instructional Coach	M.A. Teaching
Melida	Ortega	Pre-K Spanish Teacher	B.S. Education
Monica	Dixon-Hagos	Kindergarten English Teacher	B.A. Early Childhood Education
Natalie	Montequin	Learning Specialist	M.A. Education
Omar	Saibou	Pre-K French Teacher	B.A. Computer Information Systems
Rebecca	Courouble	Instructional Coach	M.A. Education
Reginald	Alston	Learning Specialist	M.A. Counseling
René	Hayden	Instructional Coach	Ph.D. History
Richelle	Chapman	3rd Grade English Teacher	B.A. Fine Arts
Sajela	Harlow	Kindergarten English Teacher	B.A. Education
Sheila	Scott-Bates	Learning Specialist	B.A. Education
Sonia	Begnana	1st Grade French Teacher	B.A. Business Management
Sophia	Super	1st Grade English Teacher	M.A. Teaching
Sulma	Cruz	Pre-K Spanish Teacher	B.A. Communications
Tarnisha	Tolliver	Learning Specialist	M.A. Teaching
Tracey	Alexander	Instructional Assistant	B.A. Special Education (in progress)
Veronica	Tobar	1st Grade Spanish Teacher	M.A. Special Education

William	Foley	Learning Specialist	B.A. Philosophy
Yara	Carrillo	Pre-K Spanish Teacher Assistant	B.A. Psychology
Yudelkys	Rodriguez	Pre-K Spanish Teacher Assistant	B.A. Psychology

Appendix B

EWS Board of Trustees 2018-2019			
	Name	Role	DC Resident
1	Carlos Bonner	Finance Committee	Yes
2	Robert Disney	Parent Representative & Development Committee	Yes
3	Tracey Friedlander	Governance Committee	Yes
4	Heather Harding, Ed.D.	Parent Representative & Development Committee	Yes
5	Verleria King-Jones	Finance Committee	No
6	Hoyt King	Treasurer & Finance Committee Chair	Yes
7	Robyn Lingo	Academic Excellence Committee	Yes
8	Erica McGrady	Board Chair	No
9	Rodney Rice	Academic Excellence Committee	No
10	Ami Richardson	Governance Committee Chair	No
11	Jenice View, Ph.D.	Academic Committee Chair	Yes

Appendix C

Unaudited Year-end 2018-19 Financial Statement

	Jun 30, 19	Jun 30, 18
ASSETS		
Current Assets		
Checking/Savings		
1010 · BB&T- Checking Stokes Kitchen	9,184.62	9,184.62
1009 · BBT Checking XXX3956 - Food Svs	58,350.79	17,944.20
1002 · BBT xxx5624		
1002.1 · Operating Cash	1,323,996.02	692,970.91
Total 1002 · BBT xxx5624	1,323,996.02	692,970.91
1003 · BBT xxx8429	10,923.45	10,348.04
1008 · United Bank	13,859.84	13,859.84
Total Checking/Savings	1,416,314.72	744,307.61
Accounts Receivable		
1100 · Accounts Receivable	365,470.11	362,339.20
1110 · Contributions/Grants Receivable	146,957.00	733,822.65
1120 · Aftercare, Receivables	14,499.50	5,398.00
Total Accounts Receivable	526,926.61	1,101,559.85
Other Current Assets		
1155 · Pay Payl CC Payment Deposits	24,126.21	24,468.39
1150 · Undeposited Funds	250.00	0.00
1255 · Other receivable	9,857.28	10,668.00
Total Other Current Assets	34,233.49	35,136.39
Total Current Assets	1,977,474.82	1,881,003.85
Fixed Assets		
1365 · ACC DEP Lease Imp EE	-44,964.97	0.00
1360 · Leasehold Improvements -EastEnd	620,416.50	571,702.50
1491 · Amortized Loan Fees	-103,894.56	-87,703.20
1490 · Capitalized Loan Fees	113,339.31	113,339.31
1455 · Accum Dep - Capital Leases	-54,356.60	-54,356.60
1450 · Capital Leases	54,356.61	54,356.61
1300 · Furniture and Equipment	51,658.23	44,071.41
1305 · Acc Dep F and E	-44,071.41	-44,071.41

1320 · Computers and Tech	82,081.78	63,071.78
1325 · Acc Dep Computers and Tech	-48,708.68	-39,133.28
1330 · Improvements	1,584,748.26	1,557,287.09
1335 · Acc Dep Improvements	-219,221.09	-137,860.07
1340 · Vehicle	19,382.11	19,382.11
1345 · Accumulated Dep Vehicle	-12,116.38	-11,078.42
1350 · Building	10,735,986.55	10,735,986.55
1355 · Acc Depr Building	-2,981,488.95	-2,705,494.78
1400 · Donated Assets	32,500.00	32,500.00
1405 · Acc Dep DOnated Assets	<u>-32,500.00</u>	<u>-32,500.00</u>
Total Fixed Assets	9,753,146.71	10,079,499.60

Other Assets

1210 · Insurance Claim	7,997.75	7,997.75
1256 · Deferred Compensation	315,689.91	247,907.74
1200 · Prepaid Expenses	50,377.46	43,145.06
1225 · Security Deposits	12,101.52	12,101.52
1250 · Employee Advances	<u>5,268.65</u>	<u>9,982.33</u>
Total Other Assets	<u>391,435.29</u>	<u>321,134.40</u>

TOTAL ASSETS	<u>12,122,056.82</u>	<u>12,281,637.85</u>
---------------------	-----------------------------	-----------------------------

LIABILITIES & EQUITY

Liabilities

Current Liabilities

Accounts Payable

2000 · AP	<u>113,787.56</u>	<u>50,597.33</u>
Total Accounts Payable	113,787.56	50,597.33

Credit Cards

2013 · BB&T xxxxxx1905 (FC)	220.43	0.00
2011 · BB&T xxx0740 (used to be2300)EB	935.59	6,708.82
2010 · BB&T xxx7401 Visa Linda Moore	<u>125.50</u>	<u>723.20</u>
Total Credit Cards	1,281.52	7,432.02

Other Current Liabilities

2132 · Colonial	32.50	0.00
2130 · AFLAC	0.00	1,341.86
2120 · Metro Smart Benefits	9.55	797.45
2166 · PTA	90.00	80.00
2140 · Deferred Compensation Liability	281,924.00	230,564.00
2165 · Misc Current Liability	0.00	3,388.29

2110 · TIAA CREF Voluntary	12,810.42	34,398.35
2160 · Accrued Leave	50,871.31	44,258.22
2200 · Deferred Revenue	78,920.00	60,097.00
2220 · Current Portion of BB&T Loan	5,737,820.54	0.00
2400 · Sunshine Fund	1,616.55	2,977.49
2410 · Payroll Liabilities	31,234.44	26,245.18
2420 · Employee Payroll Payables	<u>408,293.34</u>	<u>343,074.25</u>
Total Other Current Liabilities	<u>6,603,622.65</u>	<u>747,222.09</u>
Total Current Liabilities	6,718,691.73	805,251.44
Long Term Liabilities		
2308 · Pace/Greenworks Facilities Impr	1,331,627.01	1,372,573.57
2800 · Interest Rate Swap Liability	-4,840.18	31,881.76
2300 · Notes Payable		
2306 · BB&T First Loan	<u>0.00</u>	<u>5,935,017.30</u>
Total 2300 · Notes Payable	<u>0.00</u>	<u>5,935,017.30</u>
Total Long Term Liabilities	<u>1,326,786.83</u>	<u>7,339,472.63</u>
Total Liabilities	8,045,478.56	8,144,724.07
Equity		
3000 · Net Assets	1,224,706.32	1,224,706.32
3200 · Unrestricted Net Assets	2,912,207.46	2,463,131.82
Net Income	<u>-60,335.52</u>	<u>449,075.64</u>
Total Equity	<u>4,076,578.26</u>	<u>4,136,913.78</u>
TOTAL LIABILITIES & EQUITY	<u>12,122,056.82</u>	<u>12,281,637.85</u>

	<u>Jul '18 - Jun 19</u>	<u>Jul '17 - Jun 18</u>
Income		
4000 · Public Funds		
4099 · Per Pupil Payments		
4100 · Per Pupil Charter Payments	7,325,314.00	4,897,319.54
4101 · Per Pupil Facilities Allowance	<u>1,579,292.00</u>	<u>1,117,455.00</u>
Total 4099 · Per Pupil Payments	8,904,606.00	6,014,774.54
4120 · Federal Entitlements (NCLB)		
4135 · SWP Title I Pt A	183,398.92	144,075.98
4127 · Title V, Part B	300,000.00	0.00

4129 · IDEA, Part B	66,487.12	49,671.44
Total 4120 · Federal Entitlements (NCLB)	549,886.04	193,747.42
 Total 4000 · Public Funds	 9,454,492.04	 6,208,521.96
 4130 · Other Government Funds		
4166 · Cafeteria Staff Training Grant	12,776.07	0.00
4164 · PE Grant	0.00	7,935.00
4163 · Improving Academic Quality	94,386.35	70,330.43
4159 · Schools Technology Fund	0.00	7,830.24
4148 · Facilities Grant	0.00	571,702.50
4150 · Sped Enhancement Fund	0.00	11,199.33
4700 · Medicaid	2,093.88	36,192.47
Total 4130 · Other Government Funds	109,256.30	705,189.97
 4290 · Private Grants and Donations		
4250 · Contributions Corporate	8,390.00	3,517.75
4200 · Contributions Individuals	35,224.27	34,488.56
4290 · Private Grants and Donations - Other	279,557.28	444,418.69
Total 4290 · Private Grants and Donations	323,171.55	482,425.00
 4400 · Program Fees	65,070.00	67,769.00
4600 · Activities Fees (student)	55,696.00	54,822.69
4610 · Aftercare Income	486,325.36	283,853.00
4800 · Other Income		
4825 · SREC	16,051.33	18,596.67
4802 · Stokes Kitchen Inc		
4704 · CM USDA Entitlements	-31,303.24	0.00
4802 · Stokes Kitchen Inc - Other	273,338.25	441,301.72
Total 4802 · Stokes Kitchen Inc	242,035.01	441,301.72
 4850 · Building Rental	1,850.00	2,000.00
4910 · Interest Income	3,505.63	3,031.27
4500 · Special Events/Fundraising	39,685.73	12,196.42
4800 · Other Income - Other	285.48	1,423.43
Total 4800 · Other Income	303,413.18	478,549.51
 4900 · Dividends	0.00	6.00
4920 · Unrealized Gains (Losses)	16,997.58	7,698.27
4940 · Breakfast/Lunch Fees		
4162 · CACFP-Child & Adult Care Food P	123,043.98	76,420.87
4161 · Fresh Fruit & Veggies (USDA)	0.00	15,253.83

4160 • NSL	142,623.86	131,977.66
4940 • Breakfast/Lunch Fees - Other	69,348.70	70,806.93
Total 4940 • Breakfast/Lunch Fees	335,016.54	294,459.29
 Total Income	 11,149,438.55	 8,583,294.69
 Gross Profit	 11,149,438.55	 8,583,294.69
 Expense		
5000 • 1-PERSONNEL SALARIES & BENEFITS		
5003 • Administrative Salaries	1,068,679.89	788,897.81
5004 • Instructional Salaries		
5009 • Substitute Teachers	74,217.38	37,823.25
5004 • Instructional Salaries - Other	3,361,139.24	2,897,765.12
Total 5004 • Instructional Salaries	3,435,356.62	2,935,588.37
 5110 • Other Education Professionals	 1,207,248.63	 543,057.55
5120 • Student Support Salaries		
5002 • Food Service	390,000.19	313,586.95
5120 • Student Support Salaries - Other	4,704.41	93,933.48
Total 5120 • Student Support Salaries	394,704.60	407,520.43
 5001 • Salary	 -383.03	 0.00
5200 • Employee Benefits		
5205 • Pension Expense	51,360.00	51,360.00
5202 • Health Insurance	463,960.34	370,310.01
5240 • TIAA CREF	172,637.46	150,682.49
5100 • Employer Taxes	489,003.24	361,312.58
5200 • Employee Benefits - Other	6,613.09	6,367.07
Total 5200 • Employee Benefits	1,183,574.13	940,032.15
 5300 • Professional Development	 182,133.95	 97,882.65
Total 5000 • 1-PERSONNEL SALARIES & BENEFITS	7,471,314.79	5,712,978.96
 6000 • 2-DIRECT STUDENT COSTS		
6110 • Saturday Academy Exp.	3,095.00	3,635.00
5600 • Student/Instructional Materials	44,644.01	15,749.04
5700 • Student/Instructional Supplies	162,551.83	90,479.76
6145 • Library & Media Center Material	3,345.00	3,090.00
6155 • Student Assessment Materials	12,045.77	13,457.96
6103 • School Activities		
6103.1 • Field trips	27,198.86	29,403.13

6103.2 · Study Trips	84,414.03	82,477.90
Total 6103 · School Activities	111,612.89	111,881.03
 6165 · Technology	 53,869.86	 11,000.00
6175 · Classroom Furnishings	28,885.74	0.00
5560 · Contracted Professional Svcs		
5560.8 · Physical Therapy	1,520.00	0.00
5560.7 · Other - Educ Prof Services	196,673.32	22,905.00
5560.1 · Direct Occupational Therapy Ser	57,711.25	57,160.00
5560.2 · Psychological Services	186,044.00	79,882.00
5560.4 · Speech & language Services	122,560.38	79,837.56
5560.5 · Translation Services	10,540.44	8,335.06
5560 · Contracted Professional Svcs - Other	65,643.79	58,228.34
Total 5560 · Contracted Professional Svcs	640,693.18	306,347.96
 6125 · Miscellaneous Student Expense	 30,788.00	 23,673.87
7003 · Food Services		
6700 · Food Service	243,001.42	121,910.48
Total 7003 · Food Services	243,001.42	121,910.48
 Total 6000 · 2-DIRECT STUDENT COSTS	 1,334,532.70	 701,225.10
 6400 · 3-OCCUPANCY EXPENSES		
6416 · Loan Fee Expensed	16,191.36	16,191.36
6415 · Mortgage Interest Expense	345,005.72	336,293.36
6401 · Rent	360,194.35	0.00
6402 · Utilites		
6402.1 · Electric	49,425.50	41,997.71
6402.2 · Gas	10,385.61	11,395.81
6402.3 · Water	27,115.35	24,900.56
Total 6402 · Utilites	86,926.46	78,294.08
 6403 · Contracted Building Svcs		
6411 · landscaping Services	1,455.00	4,365.00
6410 · Pest Control	1,747.09	1,729.80
6409 · Equipment Repairs & Maintenance	8,929.70	6,472.85
6408 · Security Services	29,332.82	11,985.12
6407 · Cleaning/Janitorial Svcs	185,564.04	121,764.80
6403 · Contracted Building Svcs - Other	11,332.78	11,958.25
Total 6403 · Contracted Building Svcs	238,361.43	158,275.82
 6404 · Building Repairs & Maintenance	 44,032.73	 49,312.07

6412 · Depreciation Exp. - Building	275,994.17	275,994.17
Total 6400 · 3-OCCUPANCY EXPENSES	1,366,706.22	914,360.86
6450 · 4-OFFICE EXPENSES		
6200 · Office Supplies	6,996.75	4,844.89
5500 · Professional Svc Fees		
6006 · Professional Svs Fees - Other	37,218.39	31,276.43
5290 · Payroll Service Fees	10,919.41	9,022.96
6001 · Legal Fees	82,404.50	15,618.50
6002 · Accounting & Audit	36,300.00	25,300.00
6004 · Computers & network Services	138,284.80	54,650.43
5500 · Professional Svc Fees - Other	150.00	0.00
Total 5500 · Professional Svc Fees	305,277.10	135,868.32
6201 · Computer & Tech Supplies	2,541.53	0.00
6301 · Postage and Shipping	668.68	459.43
6302 · Printing & Copying	75,268.20	80,555.26
6406 · Communications/Telephone	62,546.79	67,379.74
7100 · Depreciation Expense	136,939.35	91,974.38
Total 6450 · 4-OFFICE EXPENSES	590,238.40	381,082.02
6510 · 5-GENERAL EXPENSES		
9500 · Network Expenses	0.00	0.00
7005 · Stokes Kitchen Expense	195,334.08	247,496.49
6545 · Other General Expense		
6504 · Other General Expense	332.20	0.00
6525 · Fees, Other	608.30	80.00
9000 · Miscellaneous	0.00	275.00
7002 · Entertainment/Meals	6,677.72	6,842.38
6500 · Bank/Credit Card Service Fees	20,653.04	15,626.23
6545 · Other General Expense - Other	632.50	0.00
Total 6545 · Other General Expense	28,903.76	22,823.61
6102 · Dues & Subscriptions	11,230.00	9,045.70
6003 · Insurance		
6003.2 · General Liability & Property	29,682.00	28,102.00
6003.3 · Umbrella policy	16,332.00	16,112.00
6003.4 · Workman's Comp.	25,304.00	18,385.00
6003 · Insurance - Other	2,756.00	2,437.00
Total 6003 · Insurance	74,074.00	65,036.00
6800 · Transportation		

6502 · Auto Exp-Fuel/Maint/Repairs	7,634.36	6,182.67
6802 · Travel	0.00	445.08
6803 · Parking/Mileage/Taxis	<u>2,326.88</u>	<u>2,221.24</u>
Total 6800 · Transportation	9,961.24	8,848.99
9003 · DC PCSB Admin Fee	98,660.44	65,320.98
7001 · Marketing/Advertising	1,284.50	6,000.34
5585 · Fundraising Expenses	<u>27,533.94</u>	<u>0.00</u>
Total 6510 · 5-GENERAL EXPENSES	<u>446,981.96</u>	<u>424,572.11</u>
Total Expense	<u>11,209,774.07</u>	<u>8,134,219.05</u>
Net Income	<u><u>-60,335.52</u></u>	<u><u>449,075.64</u></u>

Appendix D

Approved 2019-20 Budget

	Approved Budget <u>Jul '19 - Jun 20</u>
Enrollment	542
Income	
4000 · Public Funds	
4099 · Per Pupil Payments	
4100 · Per Pupil Charter Payments	8,069,960.49
4101 · Per Pupil Facilities Allowance	1,807,570.00
4099 · Per Pupil Payments - Other	0.00
Total 4099 · Per Pupil Payments	9,877,530.49
4120 · Federal Entitlements (NCLB)	
4135 · SWP Title I Pt A	219,420.00
4127 · Title V Part B	0.00
4125 · Title III	0.00
4129 · IDEA, Part B	79,388.40
Total 4120 · Federal Entitlements (NCLB)	298,808.40
Total 4000 · Public Funds	10,176,338.89
4130 · Other Government Funds	
4148 · Facilities Grant	0.00
4164 · PE Grant	0.00
4163 · Improving Academic Quality	0.00
4159 · Schools Technology Fund	0.00
4158 · SOAR-Replication Grant	0.00
4147 · E-Rate	0.00
4141 · TANF Grant	0.00
4150 · Sped Enhancement Fund	0.00
4700 · Medicaid	0.00
4130 · Other Government Funds - Other	211,551.11
Total 4130 · Other Government Funds	211,551.11
4290 · Private Grants and Donations	
4250 · Contributions Corporate	30,000.00
4200 · Contributions Individuals	30,000.00

4290 · Private Grants and Donations - Other	93,000.00
Total 4290 · Private Grants and Donations	153,000.00
 4400 · Program Fees	 66,970.60
4600 · Activities Fees (student)	50,937.75
4610 · Aftercare Income	522,542.50
4800 · Other Income	
4825 · SREC	14,420.00
4802 · Stokes Kitchen Inc	0.00
4703 · Yu Ying DoD Entitlement	0.00
4702 · Shining Stars DOD Entitlement	0.00
4701 · Lamb DOD Entitlement	0.00
4802 · Stokes Kitchen Inc - Other	381,400.00
Total 4802 · Stokes Kitchen Inc	381,400.00
 4850 · Building Rental	 2,060.00
4910 · Interest Income	3,399.00
4500 · Special Events/Fundraising	41,200.00
4800 · Other Income - Other	0.00
Total 4800 · Other Income	442,479.00
 4900 · Dividends	 0.00
4920 · Unrealized Gains (Losses)	0.00
4940 · Breakfast/Lunch Fees	
4162 · CACFP-Child & Adult Care Food P	133,200.00
4161 · Fresh Fruit & Veggies (USDA)	0.00
4160 · NSL	145,200.00
4940 · Breakfast/Lunch Fees - Other	92,325.00
Total 4940 · Breakfast/Lunch Fees	370,725.00
 Total Income	 11,994,544.85
 Gross Profit	 11,994,544.85
 Expense	
5000 · 1-PERSONNEL SALARIES & BENEFITS	
Network Salaries	0.00
5003 · Administrative Salaries	1,154,150.43
5004 · Instructional Salaries	4,179,370.39
5120 · Student Support Salaries	693,703.15
5002 · Food Service	399,061.14
Total Salaries	6,426,285.11

5200 · Employee Benefits	1,308,518.00
5300 · Professional Development	208,115.14
Total 5000 · 1-PERSONNEL SALARIES & BENEFITS	7,942,918.25
Fringe Benefit Rate	
6000 · 2-DIRECT STUDENT COSTS	
6110 · Saturday Academy Exp.	2,801.60
5600 · Student/Instructional Materials	50,407.68
5700 · Student/Instructional Supplies	162,456.47
6145 · Library & Media Center Material	3,445.35
6155 · Student Assessment Materials	10,955.98
6103 · School Activities	0.00
6103.1 · Field trips	17,172.54
6103.2 · Study Trips	86,804.21
6103 · School Activities - Other	0.00
Total 6103 · School Activities	103,976.75
6165 · Technology	60,000.00
6175-Classroom Furnishings	34,680.00
5560 · Contracted Professional Svcs	
5560.8 Physical Therapy	1,957.00
5560.7 · Other - Educ Prof Services	199,935.00
5560.1 · Direct Occupational Therapy Ser	61,130.00
5560.2 · Psychological Services	160,680.00
5560.4 · Speech & language Services	134,808.10
5560.5 · Translation Services	7,982.50
5560 · Contracted Professional Svcs - Other	58,710.00
Total 5560 · Contracted Professional Svcs	625,202.60
6125 · Miscellaneous Student Expense	18,399.00
7003 · Food Services	
6700 · Food Service	230,352.00
7003 · Food Services - Other	0.00
Total 7003 · Food Services	230,352.00
Total 6000 · 2-DIRECT STUDENT COSTS	1,267,997.42
6400 · 3-OCCUPANCY EXPENSES	
6416 · Loan Fee Expensed	16,191.00
Rent Expense	539,915.00

6415 · Mortgage Interest Expense	387,451.00
6402 · Utilites	0.00
6402.1 · Electric	40,994.00
6402.2 · Gas	12,257.00
6402.3 · Water	21,630.00
Total 6402 · Utilites	74,881.00
6403 · Contracted Building Svcs	
6413 · Contracted Bldg Svcs - Other	0.00
6602 · Equipment & Furnishings	0.00
6600 · Equipment Rental	0.00
6411 · landscaping Services	1,493.50
6410 · Pest Control	1,802.50
6409 · Equipment Repairs & Maintenance	10,248.50
6408 · Security Services	30,256.25
6407 · Cleaning/Janitorial Svcs	194,464.00
6403 · Contracted Building Svcs - Other	10,300.00
Total 6403 · Contracted Building Svcs	248,564.75
6404 · Building Repairs & Maintenance	48,564.50
6412 · Depreciation Exp. - Building	284,280.00
Total 6400 · 3-OCCUPANCY EXPENSES	1,599,847.25
6450 · 4-OFFICE EXPENSES	
6550 · Capital Lease Interest Expense	0.00
6200 · Office Supplies	5,968.52
5500 · Professional Svc Fees	
6006 · Professional Svcs Fees - Other	31,921.07
5290 · Payroll Service Fees	10,409.86
6001 · Legal Fees	77,250.00
6002 · Accounting & Audit	37,389.00
6004 · Computers & network Services	130,295.00
5500 · Professional Svc Fees - Other	0.00
Total 5500 · Professional Svc Fees	287,264.93
6201 · Computer & Tech Supplies	3,730.18
6301 · Postage and Shipping	708.78
6302 · Printing & Copying	67,629.80
6406 · Communications/Telephone	73,439.78
7100 · Depreciation Expense	60,770.00
Total 6450 · 4-OFFICE EXPENSES	499,511.99

6510 · 5-GENERAL EXPENSES

7006 · DCI 0.00

7005 · Stokes Kitchen Expense 252,910.00

6545 · Other General Expense

6504 · Other General Expense 0.00

6525 · Fees, Other 616.66

6520 · Donations 0.00

9000 · Miscellaneous 0.00

7002 · Entertainment/Meals 3,517.45

6809 · Penalties & Late Fees 0.00

6500 · Bank/Credit Card Service Fees 22,024.31

6545 · Other General Expense - Other 648.90

Total 6545 · Other General Expense 26,807.33

6102 · Dues & Subscriptions 3,023.05

6003 · Insurance

6003.1 · Auto 0.00

6003.2 · General Liability & Property 35,618.40

6003.3 · Umbrella policy 19,598.40

6003.4 · Workman's Comp. 30,364.80

6003 · Insurance - Other 382.80

Total 6003 · Insurance 85,964.40

6800 · Transportation

6502 · Auto Exp-Fuel/Maint/Repairs 6,713.26

6802 · Travel 0.00

6803 · Parking/Mileage/Taxis 1,447.47

6800 · Transportation - Other 0.00

Total 6800 · Transportation 8,160.73

9003 · DC PCSB Admin Fee 93,524.00

7001 · Marketing/Advertising 6,927.34

5585-Fundraising expenses

Total 6510 · 5-GENERAL EXPENSES 477,316.85

Total Expense 11,787,591.76

Net Income 206,953.09