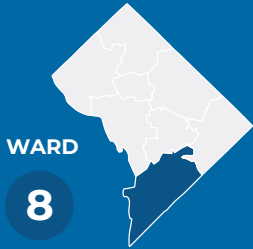


**2019**

School Quality Report




2705 Martin Luther King Jr Avenue SE  
(202) 552-5700  
www.friendshipschools.org

**Note from the School**

Home to DC's 2019 STEM Fair and Google Science Fair winners, Technology Preparatory High is a college preparatory school with a focus on science, technology, engineering, and mathematics. Students in grades 9 through 12 experience a rigorous, standards-based curriculum preparing them for college and career success. They can earn college credit and take Advanced Placement (AP) courses starting in ninth grade. Students travel abroad to conduct environmental projects.

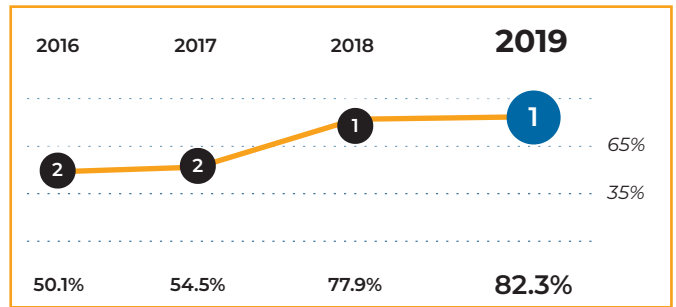
# Friendship PCS - Technology Preparatory High School



## Tier Explanations

- 1 High Performing**  
(65.0% - 100%)
- 2 Mid Performing**  
(35.0% - 64.9%)
- 3 Low Performing**  
(0.0% - 34.9%)

## Tiers and Scores



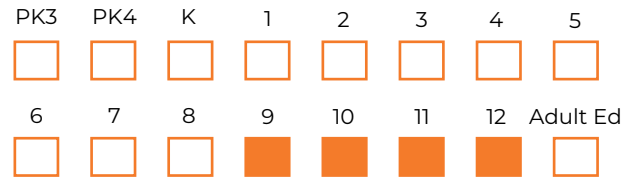
## School Profile (2019-20)

<b>Board Chair</b> Donald L. Hense	<b>Chief Executive Officer</b> Patricia Brantley	<b>Principal</b> Kun Ye Booth	<b>First School Year</b> 2015-2016
---------------------------------------	---	----------------------------------	---------------------------------------

### Grades Served

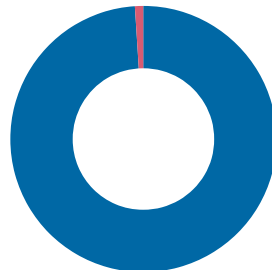
Current Grades
  Future Grades

Part of a PK-12 network.



## Student Demographics (2018-19)

**Total Enrollment**  
270



<span style="color: red;">■</span> American Indian/Alaskan	0.0%
<span style="color: green;">■</span> Asian	0.0%
<span style="color: blue;">■</span> Black/African American	99.3%
<span style="color: darkblue;">■</span> Hawaiian/Pacific Islander	0.0%
<span style="color: pink;">■</span> Hispanic/Latino, any race	0.7%
<span style="color: orange;">■</span> Two or More Races	0.0%
<span style="color: #e67e22;">■</span> White	0.0%

**English Learner**  
0.0%

**Special Education**  
25.2%

**At-Risk**  
63.3%

# Friendship PCS - Technology Preparatory High School

## 2019 School Quality Report

2018–19 Grades Measured: 9 - 12



Points Earned Points Possible

### Student Progress (15 points): Academic Improvement Over Time

Growth on the state assessment in English Language Arts



5.9 7.5

Growth on the state assessment in mathematics



7.5 7.5

### Student Achievement (20 points): Approaching, Meeting, or Exceeding College and Career Ready Standards

PARCC: English Language Arts  
Approaching College and Career Ready and Above



2.4 5.0

College and Career Ready



5.0 5.0

PARCC: Mathematics  
Approaching College and Career Ready and Above



2.2 5.0

College and Career Ready



3.8 5.0

### Gateway (42.5 points): Outcomes Aligned to College and Career Readiness

9th Grade on Track to Graduate



5.0 5.0

Four-Year Graduation Rate



3.2 4.0

Five-Year Graduation Rate



5.2 6.0

PSAT Performance (11th Grade)\*



3.1 5.0

SAT/ACT Performance (12th Grade)\*\*



2.7 5.0

SAT/ACT College and Career Ready:  
English Language Arts



1.0 2.5

SAT/ACT College and Career Ready: Mathematics



0.5 2.5

College Acceptance Rate



5.0 5.0

Advanced Placement, International Baccalaureate, Dual Enrollment Achievement, and CTE Certificate Performance



7.5 7.5

# Friendship PCS - Technology Preparatory High School

## 2019 School Quality Report

2018–19 Grades Measured: 9 - 12



Points Earned Points Possible

### School Environment (22.5 points): Predictors of Future Student Progress and Achievement

**Attendance**  
In-seat attendance



12.5 12.5

**Re-enrollment**  
Percent of students eligible to re-enroll



9.8 10.0

**TOTAL SCORE 82.3**

**TIER 1**

**82.3** out of **100**

\* Score of at least 850 on Evidence-based Reading and Writing and math combined.

\*\* Score of at least 890 on Evidence-based Reading and Writing and math combined on the SAT or a composite score of 16 on the ACT. SAT/ACT College and Career Ready Measures: A score of at least 480 Evidence-based Reading and Writing and a score of at least 530 on math. These benchmarks are from the College Board and align with students earning a C or higher in a related subject in their first semester of college.