



**ANNUAL REPORT  
2021-2022 School Year**

**LEA Name:** DC Preparatory Academy

**Address:** 2330 Pomeroy Road,  
Washington, DC 20020

**Phone:** (202) 635-4590

**Board Chair:** Dr. Patrick Clowney



# TABLE OF CONTENTS

<b>SCHOOL DESCRIPTION</b>	<b>3</b>
Mission	3
School Program	3
<b>SCHOOL PERFORMANCE</b>	<b>7</b>
Performance and Progress	7
Unique Accomplishments	13
Monetary and In-Kind Donations: Cash Received FY21	17
<b>SCHOOL YEAR (SY) 2021-22 CAMPUS DATA REPORT</b>	<b>18</b>
Anacostia Elementary School	18
Anacostia Middle School	20
Benning Elementary School	22
Benning Middle School	24
Edgewood Elementary School	26
Edgewood Middle School	28
<b>APPENDICES</b>	<b>30</b>
SY21-22 Staff Roster	31
SY21-22 Board of Directors	48
SY21-22 Unaudited Year-End Financial Statement	49
SY22-23 Approved Budget	50



## SCHOOL DESCRIPTION

### **Mission**

DC Prep's mission is to bridge the educational divide in Washington, DC by increasing the number of students from underserved communities with the academic preparation and personal character to succeed in competitive high schools and colleges.

### **School Program**

DC Prep has six schools across Wards 5, 7, and 8: Anacostia Elementary Campus, Anacostia Middle Campus, Benning Elementary Campus, Benning Middle Campus, Edgewood Elementary Campus, and Edgewood Middle Campus.

### ***The DC Prep Way***

At DC Prep, our vision is that every child will be prepared academically and socially for a successful future. We have big dreams for our students and make those dreams a reality through daily effort, focus and support of one another and our students and families. We understand and appreciate that delivering an excellent educational experience for our Preppies is hard work that takes constant reflection and refinement. We are committed to ongoing improvement as we answer the challenge of Common Core in a way that empowers students and engages more of their voice, questions, and feedback in the classroom. We strive to have this vision for our classrooms to directly connect to our social-emotional skills framework, school policies, and behavior management. We recognize the importance of safety, structure and routines and that cultivating classrooms that are purposeful, productive, inclusive and student centered so students will grow, thrive and enjoy learning is equally important.

### ***Academics***

At DC Prep, we create and design our own curriculum through backwards design by starting with assessments aligned to standards. DC Prep's curriculum is based on the DC Early Learning Standards (Pre-S and Pre-K), the Common Core State Standards for ELA and Math (Kindergarten-8th grade), the College Career and Civic Life (C3) Social Studies Standards, the Next Generation Science Standards (NGSS), and the DC Music, Art, Health and Physical Education Standards. Students have extended blocks of time dedicated to English Language Arts (ELA) and Mathematics, as well as coursework in social studies, science, and specials (art, music, and physical education). Our educational program builds in complexity and rigor as students progress through the grade levels.

At DC Prep, we use formative and summative assessments aligned to the standards for our network in PS through 8th grade. We provide a Scope and Sequence (SAS) and common




curriculum which includes unit maps aligned to the standards for ELA, Math, Science, Social Studies and Early Childhood. Teachers participate in Unit Digestions to understand the key concepts in a unit and the arc of the assessments. Teachers then use the lesson plans provided to create their own materials and differentiate for their students. In many subject areas we provide resources aligned to the curriculum for teachers to access. In Specials, Unit Maps are written by Teachers. They use a similar process of backwards design, starting with the Standards and Assessments. We have a Scope and Sequence and aligned lessons for our Social Emotional Curriculum which we teach during our Advisory block each morning and is based on the CASEL framework for SEL skills.

DC Prep implements instruction that is data-driven and teachers integrate the results of various assessment tools (classroom assessments, standardized interim assessments and unit assessments) into their instructional plans. For example, if the data from an interim assessment shows that overall, students in a given grade level did not master the skill of determining an author's purpose when it was taught in a particular unit, teachers purposefully integrate that skill into lesson plans. Data is collected school-wide and network-wide to guide teachers in this work, and teachers analyze this data when planning individual lessons. Continual assessment – both formal and informal – to evaluate students' mastery of standards is integrated into every lesson plan as well.

Our **elementary schools** are divided into the Early Childhood Program (Preschool and Prekindergarten) and the Elementary Program (Kindergarten through 3rd grade). There is a Lead Teacher and an Assistant Teacher in each of the Early Childhood and Kindergarten classrooms and one teacher per classroom beginning in 1st grade. In all grades, we have Special Education inclusion teachers and across grades we have a variety of teachers to support students along our special population continuum including Academic and Behavior Specialists, Intervention and ELL teachers and Academic Intervention Fellows. Both the Early Childhood and Elementary programs focus on building core skills and strategies for social-emotional development, language development, reading comprehension, writing composition, number sense, mathematical concepts and operations as well as providing content in Science, Art, Music, Physical Education and Health. Our Early Childhood team uses a rigorous and inclusive curriculum derived from the DC Early Learning Standards and scaffolding backwards from the Kindergarten and 1st Grade Common Core Standards. Our Kindergarten through 3rd grade teachers use a rigorous and inclusive curriculum derived from the Common Core State Standards. Our Physical Education/Health, Music, and Art is offered to all students in our elementary schools, and Science is offered to all students beginning in Kindergarten.

The curriculum in our **middle schools** is based on the Common Core State Standards for ELA and Math, the C3 Standards for Social Studies, the Next Generation Science Standards for science, and the DC Standards for Art, Music and Physical Education/Health, and relies both on



proven programs and teacher-created materials designed to prepare DC Prep students for college-preparatory high schools.

Middle school students participate in a math block daily, as well as math small groups weekly targeted towards student specific needs. In both the Junior Academy (4th-6th grades) and Senior Academy (7th and 8th grades), students have a daily reading and writing (or English Language Arts) block. All students also have literacy and math flexible groups weekly targeted towards students receiving additional support as readers, writers and mathematicians. DC Prep also offers Science, Social Studies, Physical Education and Health, African Drumming, and Visual Arts.

### *Special Classes (Music, Art, and PE)*

Special subject classes provide opportunities for students to learn curricula other than the “basics” of Reading, Writing and Math during the school day. Music, Art, and Physical Education are offered to all students on a rotating basis. The Specials teachers contribute to the school’s overall social-emotional, literacy and math goals by incorporating academic and social emotional concepts in their content areas through the use of curriculum maps, bulletin boards, and word walls.

### *Parent Involvement*

Parents and families are invited to be involved in multiple formal and informal opportunities, including:

- **Membership in the Parent Action Team (PAT) at each campus:** PATs are parent-run organizations that exist to promote parental involvement. PATs meet monthly and work collaboratively with faculty members to support the mission of the school. Membership is open to any family member of a DC Prep student, and teachers and administrators are also encouraged to join the PAT. The PATs are responsible for sponsoring school activities at their respective campuses to promote a stronger home and school connection, including activities such as Book Fairs, Family Bingo Night, Faculty Appreciation Week, and Night of Celebration.
- **Participation in focus groups to provide input to the school’s leadership** on the Title I plan, academic goals, and emerging issues.
- **Assisting with classroom, enrichment, and social activities** that enhance and enrich DC Prep’s school culture.
- **Serving on the school’s Board of Directors:** We are proud to have three DC Prep parents of our Board (one from each cluster), which meets multiple times per year. Our Board Chair is the proud dad of two EMC students.
- **Family partnership opportunities** that consists of family-teacher conferences, family orientations, annual family events like family math and reading night and HSP events



- **Teacher communication** consists of regular monthly individual calls, where teachers are available until eight o'clock for calls, as well as daily prep notes as a communication tool sent home to families.

Additionally, DC Prep sends out monthly all-org email updates, as well as a weekly school-specific newsletter (in addition to social media) to keep families in the loop. DC Prep has a feedback form that is directly linked in each email update. Home Office staff monitor and respond to all feedback, either via email or by phone.



## SCHOOL PERFORMANCE

### Performance and Progress

At DC Prep, our mission is “to bridge the educational divide in Washington, DC by increasing the number of students from underserved communities with the academic preparation and personal character to succeed in competitive high schools and colleges.” As such, we set the bar high for rigorous instruction and academic achievement. We know what students need to be prepared for the rigors of college-prep high schools and beyond, and our self-developed curriculum – based on high-quality, research-based educational standards – is designed to do just that. We use the Response to Intervention (RTI) model to closely monitor student process and provide layers of tailored support, ensuring that *every* student is successfully able to access and engage with instructional content on an ongoing basis.

Rigorous academics and social-emotional education are the twin pillars upon which DC Prep’s educational model is built; they are – and have always been – at the heart of all we do. We have seen the success of this focus demonstrated through the success of our network’s 20 years.

Our social-emotional curriculum is centered around our five Core Prep Competencies. Adopted from the Collaborative for Academic, Social and Emotional Learning (CASEL), these five competencies anchor the work we do in classrooms toward development of each student’s social-emotional skills.

- **Self-Awareness:** The ability to accurately recognize one’s own emotions, thoughts, and values and how they influence behavior. The ability to accurately assess one’s strengths and limitations, with a well-grounded sense of confidence, optimism, and a “growth mindset.”
- **Self-Management:** The ability to successfully regulate one’s emotions, thoughts, and behaviors in different situations – effectively managing stress, controlling impulses, and motivating oneself. The ability to set and work toward personal and academic goals.
- **Social Awareness:** The ability to take the perspective of and empathize with others, including those from diverse backgrounds and cultures. The ability to understand social and ethical norms for behavior and to recognize family, school, and community resources and support.
- **Relationship Skills:** The ability to establish and maintain healthy and rewarding relationships with diverse individuals and groups. The ability to communicate clearly, listen well, cooperate with others, resist inappropriate social pressure, negotiate conflict constructively, and seek and offer help when needed.
- **Responsible Decision-Making:** The ability to make constructive choices about personal behavior and social interactions based on ethical standards, safety concerns, and social



norms. The realistic evaluation of consequences of various actions, and a consideration of the well-being of oneself and others.

Preppies practice these Core Prep Competencies throughout the day, in social-emotional spaces like Advisory and Community Meetings as well as during instructional time.

Our Tier 1 Curriculum and Program for all students is grounded in rigor and aligned to the DC Early Learning Standards, the Common Core Standards for ELA and Math, the Next Generation Science Standards and the DC Standards for History, Physical Education and Health, Arts and Music. Our students participate in Reading and Writing (ELA) every day in PS- 8th Grade with an emphasis on foundational reading and writing skills through 2nd grade and analysis, comprehension and written expression in older grades. We emphasize a volume of reading at all grades to build the love of books and discovery and to build word knowledge. All students participate in Math daily as well which emphasize both procedural and conceptual skills that build from grade to grade. DC Prep has always believed in pairing high quality grade level instruction with effective intervention. This combination is critical to serving our student population and achieving our mission. The pairing is even more important now given interruptions to learning due to the COVID pandemic. In the past we used a separate intervention for all students in math and ELA to provide the added support students needed to close academic gaps. Upon return to in person learning we have adjusted and are incorporating small groups into all components of our math and ELA instructional blocks to ensure we are responding to students data and needs more quickly using a tighter data cycle. We use “just in time” assessments to group students regularly so that they receive the on grade level rigorous instruction required to keep them on pace for college prep outcomes while also intervening to provide scaffolding and support for gaps in knowledge and skills needed to help them better access grade level instruction. We use a combination of general education teachers, special education teachers, assistant and junior teachers, academic intervention fellows, specialists and external tutors/fellows in key grade levels to implement these.

In addition to a heavy emphasis on reading, writing and math, our SEL focus shows up integrated through academic courses, the advisory program, daily recess time for all grades and our specials programming. We are also proud of our offering of Science as a stand alone course





in K-8 to all students daily where students apply phenomena based learning to science crosscutting concepts.


Our teaching methodology for all classes is about bringing joy and rigor to learning. WE emphasize strong content knowledge and clarity of teachers and support them to use questioning, academic feedback, academic motivation, and inclusive supports to help all learners be successful. This often looks like flexible groups, partner and group work and students practicing and applying with just in time instruction. WE are 1:1 with Chromebooks starting in kindergarten and students often apply learning on programs like Dreambox for conceptual math, RazKids for reading comprehension and writing with Google Docs for feedback.

Central to our mission is ensuring our students are well prepared to attend rigorous high schools that will, in turn, prepare them for college. This work with students begins from their earliest years; at every grade level, age-appropriate content and activities encourage students and their families to learn about future educational options and to set their sights high to achieve outstanding academic careers after graduating from DC Prep. The habits required of being successful in high school are integrated into our approach-- helping students be on time, prepared, dressed in uniform and completing high quality Homework. We also emphasize the skills of organization, advocacy, perseverance and collaboration as essential skills to being successful in high school.

We've succeeded at that: 100% of Preppies over our 20-year history have been accepted to college-prep high schools, and collectively they have earned over \$12 million in high school scholarship support. Over 95% of DC Prep alumni have earned their high school diplomas (compared to 74% in DCPS), and our students are graduating college at *more than three times* the rate of their peers, nationally.

The road to high school and beyond starts with our award-winning High School Placement program. To enroll in selective public and private high schools around the city and across the country, our students must apply through the high school admissions process.

The high school placement process begins in the fall of students' seventh-grade year, when families attend an informational meeting about the high school admission process. Our High School Placement counselors provide information packets and meet with families and students to discuss interests, goals, and best-fit high schools, building a list of high schools to research and visit throughout the year.



Director of High School Placement Julie Moeller has taught at DC Prep since 2005 and has directed our High School Placement program for over a decade. "I believe that every family wants the very best for their child," Julie said, "and understanding what constitutes 'the very best' for their child is important and the starting point for high school placement."

In eighth grade, all students participate in a weekly High School Placement class. Outside of class, students also participate in interview preparation, test prep courses, and financial aid application guidance. Our faculty write thoughtful, meaningful recommendation letters for our Preppies' applications.

"*Everyone* is going to high school," Ms. Moeller emphasized, "and *everyone* is going to get into a high school that prepares them for college."

### **PrepNext: Our 10-Year Commitment to Alumni**

A hallmark of our program model is our long-term commitment to our students' success. Our PrepNext program – which receives no government funding and is sustained through philanthropic giving – supports all DC Prep alumni for 10 years after eighth-grade graduation, throughout their educational journeys and into the start of their careers.

At every stage of their educational journey, DC Prep alumni have access to a PrepNext counselor, ongoing programming opportunities, and short-term emergency support funding that supports persistence through high school and college. We know this works: our students are graduating college at *more than three times* the rate of their peers, nationally – and our students credit PrepNext for helping them persist.

Our High School Transition team of counselors focus on the critical transition into high school. Starting in the second semester of eighth grade, our High School Transition counselors work with our graduating students to prepare for matriculating to high school and thinking about college. Our High School Transition team ensures that our alumni maintain the drive, stamina, and strong work habits developed at DC Prep as they move to the larger and often more intimidating world of high school.

Our College and Career Access team engages deeply with students throughout their college application process, ensuring that students develop a goal-aligned and financially viable post-secondary plan – an incredibly important key to persistence through college.

Finally, our College and Career Success team continues to support our alumni as they transition to and through college and career. While college is the end of our mission statement, we know



it’s not the end for our alumni: throughout college, we help our alumni build the academic and professional experiences necessary to successfully launch their post-graduate careers.

The consistent presence that DC Prep maintains with families from PK3 all the way up through graduating college allows us to deeply know and understand our students, even as they grow and change. Our teams across the DC Prep network, from our Early Childhood teachers up through our Career Success PrepNext counselors, work in lockstep to maintain the level of commitment and expertise our students and their families expect and deserve.

**Keys to PrepNext’s success:**

- **Strong relationships, strong community.** PrepNext’s work builds on relationships that have been developed for many years, through elementary and middle school. Students and families trust PrepNext because it is part of the DC Prep network.
- **A focus on financial viability.** We understand and prioritize the importance of financial literacy and affordability of college pathways – two important factors in college persistence and graduation, particularly for low-income, first-generation students.
- **Technical expertise at every stage.** Our PrepNext counselors are deeply knowledgeable in college and career access work and bring a rich diversity of experiences to their practice.

**Goals and Academic Achievement Expectations**

*\*DC Prep acknowledges that DC PCSB’s review and publication of this annual report does not imply concurrence or disagreement with the content herein.*

Goal ID	Goal	Description	Goal Met, Not Met, or N/A
1	Early Childhood Literacy: Peabody Picture Vocabulary Test (PPVT)	At least 80% of the PK3 and PK4 students (combined) across the review period will achieve a scaled score of 86 or higher on the spring assessment of the PPVT.	AEC - 83% - <i>Met</i> BEC - 78% - <i>Not Met</i> EEC - 85% - <i>Met</i>
2	Early Childhood Math: Test of Early Mathematics Ability (TEMA)	At least 70% of the PK3 and PK4 students (combined) across the review period will achieve a scaled score of 90 or higher on the spring assessment of the TEMA.	AEC - 88% - <i>Met</i> BEC - 86% - <i>Met</i> EEC - 93% - <i>Met</i>
3	NWEA MAP Mathematics	At least 60% of all K-2 students across the review period will achieve at or above the 50th percentile or	AEC - 60.8% - <i>Met</i> BEC - 60.6% - <i>Met</i> EEC - 66.2% - <i>Met</i>



		meet/exceed their typical spring growth targets in mathematics.	.
4	NWEA MAP Reading	At least 60% of all K-2 students across the review period will achieve at or above the 50th percentile or meet/exceed their typical spring growth targets in reading.	AEC - 57% - <i>Not Met</i> BEC - 59.6% - <i>Not Met</i> EEC - 66.7% - <i>Met</i>
5	PARCC Math	Each middle school campus will meet both of the following targets: <ul style="list-style-type: none"> <li>The percent of students earning a level 4 or above will exceed the percent of students city-wide in tested grades served by the campus who reach a level 4 or above.</li> <li>The percent of students earning a level 3 or above will exceed the percent of students city-wide in tested grades served by the campus who reach a level 3 or above.</li> </ul>	AEC -33.3%(level3+)-- <i>Not Met</i> , 13.9%(level4+)- <i>Met</i> . BEC: 46.5% (level3+)- <i>Met</i> , 18.3% (level4+)- <i>Not Met</i> EEC: 42.3% (level3+)- <i>Met</i> , 25.4% (level4+)- <i>Met</i> AMC: 27.8% (level3+)- <i>Not Met</i> , 6.2% (Level4+)- <i>Not Met</i> BMC: 39.3% (level3+)- <i>Not Met</i> , 11.3% (Level 4+)- <i>Not Met</i> EMC: 47.6% (level 3+)- <i>Met</i> , 23.3% (Level 4+)- <i>Met</i>
6	PARCC ELA	Each middle school campus will meet both of the following targets: <ul style="list-style-type: none"> <li>The percent of students earning a level 4 or above will exceed the percent of students city-wide in tested grades served by the campus who reach a level 4 or above.</li> <li>The percent of students earning a level 3 or above will exceed the percent of students city-wide in tested grades served by the campus who reach a level 3 or above.</li> </ul>	AEC: 27.8%(level3+) - <i>Not Met</i> , 11.1% (level4+)- <i>Not Met</i> , BEC: 28.2% (level3+)- <i>Not Met</i> , 5.6% (level 4+)- <i>Not Met</i> EEC: 40.8% (level3+) - <i>Not Met</i> , 25.4% (level 4+)- <i>Not Met</i> AMC: 40.5% (level 3+)- <i>Not Met</i> , 10.9% (level 4+)- <i>Not Met</i> BMC: 52.1% (level 3+)- <i>Met</i> , 29.8%



			(level 4+)- <i>Not Met</i> EMC: 59.7% (Level 3+)- <i>Met</i> , 27.0% (Level 4+)- <i>Not Met</i>
7	In-Seat Attendance	Each campus will achieve an average in-seat attendance rate of 90% across the review period.	AEC - 86.19% - <i>Not Met</i> AMC - 88.65% - <i>Not Met</i> BEC - 86.43% - <i>Not Met</i> BMC - 87.88% - <i>Not Met</i> EEC - 88.92% - <i>Not Met</i> EMC - 90.92% - <i>Met</i>
8	Re-enrollment	Each campus will achieve an average re-enrollment rate of 75% across the review period.	AEC - 86.1% - <i>Met</i> AMC - 88.7% - <i>Met</i> BEC - 87.7% - <i>Met</i> BMC - 91.4% - <i>Met</i> EEC - 85.2% - <i>Met</i> EMC - 94.0% - <i>Met</i>

**Unique Accomplishments**

- **High School Acceptances:** Consistent with DC Prep’s mission, the majority of students in DC Prep’s graduating classes have been accepted by a college-prep high school. Additionally, the majority have been offered admission to selective independent, parochial, and public magnet schools, earning significant scholarship support. A partial list of the high schools to which DC Prep students have been accepted is as follows:
  - Archbishop Carroll High School
  - Bard High School Early College DC (Bard DC)
  - Benjamin Banneker High School
  - Bishop McNamara High School
  - Capital City PCS
  - DC International School
  - DeMatha High School
  - Duke Ellington School of the Arts
  - The Field School
  - Georgetown Day School
  - Georgetown Visitation Preparatory School
  - Girls Global Academy



- Gonzaga College High School
- Landon School
- Maret School
- McKinley Technology High School
- Phelps Architecture Construction and Engineering High School
- Richard Wright PCS
- School Without Walls High School
- Sidwell Friends School
- Sojourner Truth School
- Saint Timothy Catholic School
- Thurgood Marshall Academy PCS
- Washington Latin PCS
- Washington Leadership Academy PCS
- Woodberry Forest School
- **College Commitments:** With the assistance of ongoing high school support, our senior alumni have received several college acceptances and scholarships from colleges and universities across the country. A list of the college commitments is as follows:
  - American University
  - California State - Northridge
  - Catholic University of America
  - Claflin University – *full ride*
  - Clark Atlanta University
  - Delaware State University (*2 DC Cap University Partner scholars\**)
  - Elon University
  - Frostburg State University
  - George Washington University – *full tuition scholar*
  - Jackson State University
  - Kent State University (*DC Cap University Partner scholar\**)
  - Marshall University (*DC Cap University Partner scholar\**)
  - North Carolina A&T
  - Norfolk State University
  - Penn State University
  - Spelman College
  - University of Rochester – *full-tuition scholar*
  - University at Albany, SUNY
  - Waynesburg University – *football scholarship*
  - Wake Forest University



- Westchester University
- West Virginia University – *full ride*

*\*DC Cap University Partner Scholars receive full-ride or near full ride scholarships*

- **PrepNext Internship Program:** The PrepNext Internship Program (PIP) placed students participating in the Summer Youth Employment Program at job sites aligned with career interests and goals. PrepNext provides an additional stipend to all students under the age of 22 to bring their hourly pay to minimum wage (16.10 per hour) for 25 hours per week over six weeks. We also provide a weekly Friday workshop focused on professional skill building and individualized support for our interns throughout the program. During Summer 2022, PIP served 17 students ages 16-23. They were placed at the following sites: DC Prep Data Team, DC Prep Tech team, DC Prep Ops, PrepNext (one PIP Program Assistant), Humane Rescue Alliance, Jubilee Housing, Latin American Youth Center, Life Enhancement Services, MCN Build, and Snacklins.

Through their summer experiences, our interns built a variety of skills, particular in the area of professional communication. Below are some quotes from both employers and interns:

- *“I gained some marketing skills. I learned how to use social media effectively...[the internship] helped me really understand myself and why I want to do what I do.” – Intern*
- *“[My] communication improved since I went from the least responsive worker to most communicative...” – Intern*
- *“I gained more communication skills along with how to professionally send and respond to emails with and without emotion.” – Intern*
- *“I gained communication skills. I am better able to communicate with others when networking and with my boss and [when] writing proper emails.” - Intern*
- *“I gained better communication skills and I learned how to approach different relationships with staff and students.” - Intern*
- *“[I] gained a lot of skills regarding how to properly email and do a cover letter. I also learned what direction I would like to go in my career field.” – Intern*
- *“[The internship] gives me a head start in getting hours for vet school.” – Intern*
- *“[Having an intern] allowed us to try new things we previously didn’t have time for.” – Employer*
- *“I hope that PrepNext continues the summer internship program. was so good for our team. And it generated interest in hosting future interns.” – Employer*
- **BEC awarded Blue Ribbon School:** U.S. Secretary of Education Cardona announced our Benning Elementary Campus (BEC) as a [2022 National Blue Ribbon School](#), recognizing BEC as a school that is doing tremendous work for students. The U.S. Department of



Education describes National Blue Ribbon Schools as “models of effective school practices for state and district educators and other schools throughout the nation.”

- **Cognia Network of Distinction Award:** DC Prep went through the re-accreditation process in early 2022. Based on that review process, we earned the Cognia Network of Distinction award. This award is given to schools that earn the greatest number of points throughout the process, which requires that a school demonstrates evidence of growth in learning, a healthy culture for learning, engaging and high-quality instructional environments, and effective leadership for learning. With over 1,500 engagement reviews for accreditation completed in the 2021-22 school year, Cognia has recognized 96 schools and 38 systems with this distinct honor.






## MONETARY AND IN-KIND DONATIONS: CASH RECEIVED FY22

Robert Amis  
Norman Asher  
Mia Bass  
Terry Beaty  
David Bohnett  
Betty Boyle  
Annie Burnquist  
Catherine Bye  
Sue Bralove  
Mary Kay C. Brown  
Collette Bruce  
Amy Chew  
Alexis Cho  
Chevy Cleaves  
Tearsa Coates  
Paul Collins  
Hadley Cooper  
Carol Crawford  
James Crownover  
Susan Cunningham  
Mary Pat Dean  
Joy De Menil  
LeRoy Eakin  
Michela English  
Claire Farver  
Elizabeth Fawell  
Daniel Fine  
Linda Fisher  
Beth Fotheringill  
Tom Gardner  
Stephen Goldberg  
Piper Gould  
David Greene  
Patrick Gross  
Jill Hall  
Leigh Hay  
Elise Hoffmann  
Jeffrey Huvelle  
Nadine Idriss  
Kristen Jensen  
Carol Kaplan

Catherine Kaplan  
Judy Kovler  
Allan McKelvie  
Roderick McKelvie  
Judith Meltzer  
Amy McKennis Mistri  
Jason Michel  
Nicole Mitchell  
Rahel Nabkodonor  
Frank Nicolai  
Katie Norton  
Melanie Nussdorf  
Carol Pensky  
Stuart Pergament  
Lissa Potter  
Andrew Prevost  
Eric Price  
Ursula Quin  
Allison Riepe  
Valerie Rockefeller  
Whitney Rosenthal  
Fran Rumford  
Bob Schieffer  
Mark Schuman  
Perry Shure  
Benjamin Smith  
William Smith  
Pamela Steptoe  
Brendan Sullivan  
Judith Urbanczyk  
Frank Vorndran  
Bailey Williams  
Emily Williams  
Jeff Wilson  
Vicki Wilson  
Maureen Witter  
Bob Youngentob  
Sogand Zamani  
AmazonSmile Foundation  
Bainum Family Foundation  
Democracy Fund

Eagle Bank  
EdOps  
Flamboyant Foundation Inc.  
Foundation Source  
Law Office of Lauren E. Baum  
NFP | The Meltzer Group  
PMM Companies  
Raffa Accounting  
Renaissance  
Share Fund  
The Blackburn Giving Fund  
The Boone Family Foundation  
The Carl M. Freeman  
Foundation, Inc.  
The Herb Block Foundation  
The Jewish Federation of  
Greater Washington  
The Jockey Hollow Foundation  
The Morris and Gwendolyn  
Cafritz Foundation  
The Norman and Ruth Rales  
Foundation  
The Safeway Foundation  
Waste Management, Inc.



### School Year (SY) 2021-22 Annual Report: Campus Data Report

Source	Data Point
PCSB	LEA Name: DC Prep PCS
PCSB	Campus Name: DC Prep PCS - Anacostia Elementary School
PCSB	Grades served: PK3 through 3rd
PCSB	Overall Audited Enrollment: 441

### Enrollment by grade level according to OSSE's Audited Enrollment Report

Grade	PK3	PK4	KG	1	2	3	4	5	6
<b>Student Count</b>	60	79	76	75	75	76	0	0	0
Grade	7	8	9	10	11	12	Altern-ative	Adult	SPED*
<b>Student Count</b>	0	0	0	0	0	0	0	0	0

\*Note: This field is only filled in for St. Coletta Special Education PCS as it is the only charter LEA that exclusively serves students with disabilities.

### Student Data Points

School	<b>Total number of instructional days: 179</b> Number of instructional days, not including holidays or professional development days, for the majority of the school. If your school has certain grades with different calendars, please note it.
PCSB	<b>Suspension Rate: 0.0%</b>
PCSB	<b>Expulsion Rate: 0.00%</b>
PCSB	<b>Instructional Time Lost to Out-of-School Suspensions: 0.00%</b>
PCSB	<b>In-Seat Attendance: 86.43%*</b>
PCSB	<b>Average Daily Attendance:</b> The SRA requires annual reports to include a school's average daily membership. To meet this requirement, PCSB will provide following verified data points: (1) audited enrollment; (2) mid-year withdrawals; and (3) mid-year entries. <b>(No action necessary.)</b>
PCSB	<b>Midyear Withdrawals: 5.6% (26 students)*</b>
PCSB	<b>Midyear Entries: 0.0% (0 students)*</b>
PCSB	<b>Promotion Rate (LEA): 99.4%</b>





**School Year (SY) 2021-22 Annual Report: Campus Data Report**

Source	Data Point
PCSB	LEA Name: DC Prep PCS
PCSB	Campus Name: DC Prep PCS - Anacostia Middle School
PCSB	Grades served: 4th & 5th
PCSB	Overall Audited Enrollment: 140

**Enrollment by grade level according to OSSE’s Audited Enrollment Report**

Grade	PK3	PK4	KG	1	2	3	4	5	6
<b>Student Count</b>	0	0	0	0	0	0	69	71	0
Grade	7	8	9	10	11	12	Altern-ative	Adult	SPED*
<b>Student Count</b>	0	0	0	0	0	0	0	0	0

\*Note: This field is only filled in for St. Coletta Special Education PCS as it is the only charter LEA that exclusively serves students with disabilities.

**Student Data Points**

School	<b>Total number of instructional days: 179</b> Number of instructional days, not including holidays or professional development days, for the majority of the school. If your school has certain grades with different calendars, please note it.
PCSB	<b>Suspension Rate:</b> 4.0% (8 students)
PCSB	<b>Expulsion Rate:</b> 0.00%
PCSB	<b>Instructional Time Lost to Out-of-School Suspensions:</b> 0.00%
PCSB	<b>In-Seat Attendance:</b> 88.65%*
PCSB	<b>Average Daily Attendance:</b> The SRA requires annual reports to include a school’s average daily membership. To meet this requirement, PCSB will provide following verified data points: (1) audited enrollment; (2) mid-year withdrawals; and (3) mid-year entries. <b>(No action necessary.)</b>
PCSB	<b>Midyear Withdrawals:</b> 15% (12 students)*
PCSB	<b>Midyear Entries:</b> 0.0% (0 students)*
PCSB	<b>Promotion Rate (LEA):</b> 99.4%





**School Year (SY) 2021-22 Annual Report: Campus Data Report**

Source	Data Point
PCSB	LEA Name: DC Prep PCS
PCSB	Campus Name: DC Prep PCS - Benning Elementary School
PCSB	Grades served: PK3--3
PCSB	Overall Audited Enrollment: 448

**Enrollment by grade level according to OSSE’s Audited Enrollment Report**

Grade	PK3	PK4	KG	1	2	3	4	5	6
<b>Student Count</b>	66	85	74	76	71	76	0	0	0
Grade	7	8	9	10	11	12	Altern-ative	Adult	SPED*
<b>Student Count</b>	0	0	0	0	0	0	0	0	0

\*Note: This field is only filled in for St. Coletta Special Education PCS as it is the only charter LEA that exclusively serves students with disabilities.

**Student Data Points**

School	<b>Total number of instructional days: 179</b> Number of instructional days, not including holidays or professional development days, for the majority of the school. If your school has certain grades with different calendars, please note it.
PCSB	<b>Suspension Rate:</b> 0.4% (2 students)
PCSB	<b>Expulsion Rate:</b> 0.00%
PCSB	<b>Instructional Time Lost to Out-of-School Suspensions:</b> 0.00%
PCSB	<b>In-Seat Attendance:</b> 86.43%*
PCSB	<b>Average Daily Attendance:</b> The SRA requires annual reports to include a school’s average daily membership. To meet this requirement, PCSB will provide following verified data points: (1) audited enrollment; (2) mid-year withdrawals; and (3) mid-year entries. <b>(No action necessary.)</b>
PCSB	<b>Midyear Withdrawals:</b> 5.9% (28 students)*
PCSB	<b>Midyear Entries:</b> 0.0% (0 students)*
PCSB	<b>Promotion Rate (LEA):</b> 99.4%





**School Year (SY) 2021-22 Annual Report: Campus Data Report**

Source	Data Point
PCSB	LEA Name: DC Prep PCS
PCSB	Campus Name: DC Prep PCS - Benning Middle School
PCSB	Grades served: 4--8
PCSB	Overall Audited Enrollment: 337

**Enrollment by grade level according to OSSE’s Audited Enrollment Report**

Grade	PK3	PK4	KG	1	2	3	4	5	6
<b>Student Count</b>	0	0	0	0	0	0	76	76	68
Grade	7	8	9	10	11	12	Altern-ative	Adult	SPED*
<b>Student Count</b>	63	54	0	0	0	0	0	0	0

\*Note: This field is only filled in for St. Coletta Special Education PCS as it is the only charter LEA that exclusively serves students with disabilities.

**Student Data Points**

School	<b>Total number of instructional days: 179</b> Number of instructional days, not including holidays or professional development days, for the majority of the school. If your school has certain grades with different calendars, please note it.
PCSB	<b>Suspension Rate: 7.3% (37 students)</b>
PCSB	<b>Expulsion Rate: 0.00%</b>
PCSB	<b>Instructional Time Lost to Out-of-School Suspensions: 0.00%</b>
PCSB	<b>In-Seat Attendance: 87.88%*</b>
PCSB	<b>Average Daily Attendance:</b> The SRA requires annual reports to include a school’s average daily membership. To meet this requirement, PCSB will provide following verified data points: (1) audited enrollment; (2) mid-year withdrawals; and (3) mid-year entries. <b>(No action necessary.)</b>
PCSB	<b>Midyear Withdrawals: 2.38% (8 students)*</b>
PCSB	<b>Midyear Entries: 0.0% (0 students)*</b>
PCSB	<b>Promotion Rate (LEA): 99.4%</b>






PCSB (SY19-20)	<b>Graduation Rate:</b> Not Applicable
School (SY19-20)	<b>College Acceptance Rate:</b> Not Applicable
School (SY19-20)	<b>College Admission Test Score:</b> Not Applicable

### Faculty and Staff Data Points

School	<b>Teacher Attrition Rate:</b> 70%
School	<b>Number of Teachers:</b> 23 "Teacher" is defined as any adult responsible for the instruction of students at least 50% of the time, including, but not limited to, lead teachers, teacher residents, special education teachers, and teacher fellows.
School	<b>Teacher Salary:</b> Average: \$76,268.73 Range -- Minimum: \$59,500 Maximum: \$102,791
School	<b>Executive Compensation:</b> Salaries (including bonuses) of the five most highly-compensated individuals in the organization, if over \$100,000, for SY 2020-21. <ul style="list-style-type: none"> <li>• \$234,482</li> <li>• \$212,160</li> <li>• \$193,196</li> <li>• \$170,758</li> <li>• \$168,410</li> </ul>

**\*Notes:**

- The provided in-seat attendance rates align to the in-seat attendance rates available in OSSE’s SY20-21 Charter Sector Attendance Qlik application as of August 2021. However, the validated rates that schools will confirm with OSSE during Metric Calculation Confirmation this fall may vary slightly.
- Unvalidated MYW and MYE rates are provided based on examining student movement between 10/6 and 5/31 in SY 2020-21, attempting to mimic the DC School Report Card business rules as closely as possible. However, the validated student mobility rates that schools will confirm with OSSE during Metric Calculation Confirmation this fall may vary slightly.



**School Year (SY) 2021-22 Annual Report: Campus Data Report**

Source	Data Point
PCSB	LEA Name: DC Prep PCS
PCSB	Campus Name: DC Prep PCS - Edgewood Elementary School
PCSB	Grades served: PK3--3
PCSB	Overall Audited Enrollment: 440

**Enrollment by grade level according to OSSE’s Audited Enrollment Report**

Grade	PK3	PK4	KG	1	2	3	4	5	6
<b>Student Count</b>	66	82	78	71	71	72	0	0	0
Grade	7	8	9	10	11	12	Altern-ative	Adult	SPED*
<b>Student Count</b>	0	0	0	0	0	0	0	0	0

\*Note: This field is only filled in for St. Coletta Special Education PCS as it is the only charter LEA that exclusively serves students with disabilities.

**Student Data Points**

School	<b>Total number of instructional days: 179</b> Number of instructional days, not including holidays or professional development days, for the majority of the school. If your school has certain grades with different calendars, please note it.
PCSB	<b>Suspension Rate: 0.0%</b>
PCSB	<b>Expulsion Rate: 0.00%</b>
PCSB	<b>Instructional Time Lost to Out-of-School Suspensions: 0.00%</b>
PCSB	<b>In-Seat Attendance: 88.92%*</b>
PCSB	<b>Average Daily Attendance:</b> The SRA requires annual reports to include a school’s average daily membership. To meet this requirement, PCSB will provide following verified data points: (1) audited enrollment; (2) mid-year withdrawals; and (3) mid-year entries. <b>(No action necessary.)</b>
PCSB	<b>Midyear Withdrawals: 2.86% (13 students)*</b>
PCSB	<b>Midyear Entries: 0.0% (0 students)*</b>
PCSB	<b>Promotion Rate (LEA): 99.4%</b>





### School Year (SY) 2021-22 Annual Report: Campus Data Report

Source	Data Point
PCSB	LEA Name: DC Prep PCS
PCSB	Campus Name: DC Prep PCS - Edgewood Middle School
PCSB	Grades served: 4--8
PCSB	Overall Audited Enrollment: 343

### Enrollment by grade level according to OSSE's Audited Enrollment Report


Grade	PK3	PK4	KG	1	2	3	4	5	6
<b>Student Count</b>	0	0	0	0	0	0	68	75	71
Grade	7	8	9	10	11	12	Altern-ative	Adult	SPED*
<b>Student Count</b>	71	58	0	0	0	0	0	0	0

\*Note: This field is only filled in for St. Coletta Special Education PCS as it is the only charter LEA that exclusively serves students with disabilities.

### Student Data Points

School	<b>Total number of instructional days: 179 for 4th -7th grade, 173 for 8th grade</b> Number of instructional days, not including holidays or professional development days, for the majority of the school. If your school has certain grades with different calendars, please note it.
PCSB	<b>Suspension Rate:</b> 6.9% (27 students)
PCSB	<b>Expulsion Rate:</b> 0.00%
PCSB	<b>Instructional Time Lost to Out-of-School Suspensions:</b> 0.00%
PCSB	<b>In-Seat Attendance:</b> 90.92%*
PCSB	<b>Average Daily Attendance:</b> The SRA requires annual reports to include a school's average daily membership. To meet this requirement, PCSB will provide following verified data points: (1) audited enrollment; (2) mid-year withdrawals; and (3) mid-year entries. <b>(No action necessary.)</b>
PCSB	<b>Midyear Withdrawals:</b> 4.03% (14 students)*
PCSB	<b>Midyear Entries:</b> 0.0% (0 students)*
PCSB	<b>Promotion Rate (LEA):</b> 99.4%





# APPENDICES




### DC PREP SY21-22 STAFF ROSTER

Campus	Name	Title
Anacostia Elementary Campus	Andrews, Dionna	Assistant Teacher
Anacostia Elementary Campus	Baker, Jasmine	Preschool Teacher
Anacostia Elementary Campus	Banire, Maryam	3rd Grade Math Teacher
Anacostia Elementary Campus	Baptist, Holly	2nd Grade Teacher & GLL
Anacostia Elementary Campus	Barkley, Kala	2nd Grade Teacher
Anacostia Elementary Campus	Berryhill, Deseree	Kindergarten SPED Teacher
Anacostia Elementary Campus	Boswell Green, Evana	Floating Substitute
Anacostia Elementary Campus	Bowie, Shakima	1st Grade Teacher
Anacostia Elementary Campus	Branham, Nyelah	Assistant Teacher
Anacostia Elementary Campus	Bridgewater, Phylcia	Early Childhood Assistant Principal
Anacostia Elementary Campus	Brooks, Marita	1st Grade Teacher
Anacostia Elementary Campus	Brown, Alicia	Assistant Teacher
Anacostia Elementary Campus	Burton, Charmice	Assistant Teacher
Anacostia Elementary Campus	Childs, Gianni	2nd/3rd Grade Science Teacher
Anacostia Elementary Campus	Coleman, Desiree	Preschool Teacher
Anacostia Elementary Campus	Collins, Steven	1st Grade Teacher
Anacostia Elementary Campus	Cullum, Elaine	Assistant Teacher
Anacostia Elementary Campus	Cunningham, Sierra	Art Teacher
Anacostia Elementary Campus	Davis, DeAzah	Behavior Specialist
Anacostia Elementary Campus	Dodson, Keiara	2nd Grade Teacher



Anacostia Elementary Campus	Donawa-Johnkins, Shandrika	Academic Specialist
Anacostia Elementary Campus	Drayton, Feleisha	Academic Intervention Fellow
Anacostia Elementary Campus	Ehrlich, Lital	Licensed Clinician
Anacostia Elementary Campus	Foster, Shanika	Preschool Teacher & GLL
Anacostia Elementary Campus	Gallivan, Rachel	3rd Grade Math SPED Teacher
Anacostia Elementary Campus	Gray, Joseph	Floating Substitute
Anacostia Elementary Campus	Harris, Aliah	Assistant Teacher
Anacostia Elementary Campus	Hawkins, Jailen	Assistant Teacher
Anacostia Elementary Campus	Hawkins, Kendra	Kindergarten Teacher
Anacostia Elementary Campus	Hayes, Tazzley	Office Manager
Anacostia Elementary Campus	Hewitt, Kayana	3rd Grade Math Teacher
Anacostia Elementary Campus	Hewitt, Kayvona	Kindergarten Teacher
Anacostia Elementary Campus	Hicks, Taylor	1st Grade SPED Teacher
Anacostia Elementary Campus	Johnson, Andrea	Elementary Teacher
Anacostia Elementary Campus	Kuzma, Katherine	Principal
Anacostia Elementary Campus	Lewis, Brittany	Academic Assistant Principal
Anacostia Elementary Campus	Lopez, Jose	Facilities Associate
Anacostia Elementary Campus	Madison, Kandace	3rd Grade ELA Teacher & Department Chair
Anacostia Elementary Campus	McLean, Teara	Food Service Coordinator
Anacostia Elementary Campus	Monroe, Diamond	PreKindergarten Teacher
Anacostia Elementary Campus	Moore, Monique	Operations Site Leader
Anacostia Elementary Campus	Morant, Jazzmyne	Floating Substitute





Anacostia Elementary Campus	Muhammad, Ayana	3rd Grade ELA SPED Teacher
Anacostia Elementary Campus	Palmer, Bernadette	PreKindergarten Teacher
Anacostia Elementary Campus	Peterson, Crystal	Preschool Teacher
Anacostia Elementary Campus	Powell, Tyeisha	Operations Assistant
Anacostia Elementary Campus	Pozo, Angelica	3rd Grade Math Teacher
Anacostia Elementary Campus	Redd, Diamond	Operations Fellow
Anacostia Elementary Campus	Robinson, Kimisha	Assistant Teacher
Anacostia Elementary Campus	Robinson, Lauren	PreKindergarten Teacher
Anacostia Elementary Campus	Saini, Harleen	Kindergarten Teacher
Anacostia Elementary Campus	Scipio, Abria	Assistant Teacher
Anacostia Elementary Campus	Scott, Alonda	2nd Grade SPED Teacher
Anacostia Elementary Campus	Slater, Amber	Special Education Coordinator
Anacostia Elementary Campus	Slaughter, Brianna	Academic Intervention Fellow
Anacostia Elementary Campus	Smiley, Jordan	K/1st Grade Science Teacher
Anacostia Elementary Campus	Smith, Donna	K/3rd Grade Interventionist & GLL
Anacostia Elementary Campus	Spann, Aasiya	Community Assistant Principal
Anacostia Elementary Campus	Thomas, Brittney	2nd Grade Teacher
Anacostia Elementary Campus	Thomas, James	Physical Education Teacher
Anacostia Elementary Campus	Thomas, Jasmin	Early Childhood SPED Teacher
Anacostia Elementary Campus	Tucker, Tayler	Academic Intervention Fellow
Anacostia Elementary Campus	Tymus, Princeton	Art Teacher
Anacostia Elementary Campus	Vaughn, Christine	Operations Assistant




Anacostia Elementary Campus	Wagoner, Jerica	Assistant Teacher
Anacostia Elementary Campus	Walton, Zoe	Kindergarten Teacher
Anacostia Elementary Campus	Watkins, DeAntre	PreKindergarten Teacher
Anacostia Elementary Campus	Williams, Mila	Assistant Teacher
Anacostia Elementary Campus	Williams, Orrin	Academic Intervention Fellow
Anacostia Elementary Campus	Williams, Rasaan	2/3 Science Teacher
Anacostia Elementary Campus	Williams, Steven	Facilities Engineer
Anacostia Elementary Campus	Yancey, Jasmine	1st Grade Teacher
Anacostia Elementary Campus	Young, Monque	Student Support Coach
Anacostia Middle Campus	Berry, Anthony	Floating Substitute
Anacostia Middle Campus	Bivona, Emma	Academic Assistant Principal
Anacostia Middle Campus	Carothers, Matthew	Student Support Coach
Anacostia Middle Campus	Castor, Rianna	4th Grade ELA SPED Teacher
Anacostia Middle Campus	Cromartie, Shaun	Academic Intervention Fellow
Anacostia Middle Campus	Cuppernull, Courtney	4th Grade Math Teacher
Anacostia Middle Campus	Curtis, DeLante	4th and 5th Grade Math Teacher
Anacostia Middle Campus	Desai, Neema	Principal
Anacostia Middle Campus	Faler, Sydney	5th Grade Math Teacher
Anacostia Middle Campus	Isamah, Mariah-Candace	4th Grade Math SPED Teacher & GLL
Anacostia Middle Campus	Jones, Brooke	Community Assistant Principal
Anacostia Middle Campus	Kelley, Keenan	5th Grade ELA Teacher & ELA Department Chair
Anacostia Middle Campus	Midgley, Jennifer	7th Grade ELA SPED Teacher




Anacostia Middle Campus	Odero, Sofina	4th/5th Grade Science Teacher & GLL
Anacostia Middle Campus	Ogodi, Joachim	Floating Substitute
Anacostia Middle Campus	Powell, Natalie	PE Teacher
Anacostia Middle Campus	Preston, Kisha	4th and 5th Grade ELA Teacher
Anacostia Middle Campus	Ray, Ciara	Special Education Coordinator
Anacostia Middle Campus	Rogers, Dawn	Office Manager
Anacostia Middle Campus	Ross, Romero	5th Grade Math SPED Teacher
Anacostia Middle Campus	Smith, Stacey	Academic Intervention Fellow
Anacostia Middle Campus	Stafford, Autumn	Operations Assistant
Anacostia Middle Campus	Vazquez, Melissa	4th Grade ELA Teacher
Anacostia Middle Campus	Wells, Chalia	5th Grade ELA SPED Teacher
Benning Elementary Campus	Anderson, Shinese	Kindergarten Lead Teacher & GLL
Benning Elementary Campus	Awkard, Bailey	Special Education Coordinator
Benning Elementary Campus	Baumann, Marlene	3rd Grade ELA SPED Teacher
Benning Elementary Campus	Bishop, Michelle	Preschool Lead Teacher
Benning Elementary Campus	Carr, Kitrece	3rd Grade Math Teacher
Benning Elementary Campus	Chatzinoff, Jill	PreKindergarten Lead Teacher
Benning Elementary Campus	Connelly, Anne	PreKindergarten Lead Teacher
Benning Elementary Campus	Cooke, Sarah	Licensed Clinician
Benning Elementary Campus	Crain, Daniel	2nd Grade SPED Teacher
Benning Elementary Campus	Cullum-Price, Degarrius	Community Assistant Principal
Benning Elementary Campus	Davis, Nicole	1st Grade Math Teacher




Benning Elementary Campus	Dickens, MarKysha	Kindergarten Lead Teacher
Benning Elementary Campus	Dominique-Simms, Ashley	2nd/3rd Grade Science Teacher
Benning Elementary Campus	Evans, Stephanie	Kindergarten SpEd Teacher
Benning Elementary Campus	Faison, Trina	Assistant Teacher
Benning Elementary Campus	Fields, Cassandra	Assistant Teacher
Benning Elementary Campus	Fisher-Young, Nikole	3rd Grade ELA Teacher
Benning Elementary Campus	Flynn, Siobhan	1st Grade Lead Teacher
Benning Elementary Campus	Gleaton, Sheron	Assistant Teacher
Benning Elementary Campus	Gordon, Natisha	3rd Grade Math SPED Teacher
Benning Elementary Campus	Gordon, Vanessa	Assistant Teacher
Benning Elementary Campus	Grady, Alise	Academic Specialist
Benning Elementary Campus	Greene, Keiorah	3rd Grade Math SPED Teacher
Benning Elementary Campus	Haines, Rebecca	1st Grade Lead Teacher
Benning Elementary Campus	Harris, Jasmine	Art Teacher
Benning Elementary Campus	Herrera, Crystal	Preschool Lead Teacher
Benning Elementary Campus	Hill, Jasmine	Floating Substitute
Benning Elementary Campus	Holliday, Carlton	1st Grade Lead Teacher
Benning Elementary Campus	Howard, Maya	Kindergarten Lead Teacher
Benning Elementary Campus	Hunter, Kourtney	3rd Grade Math Teacher
Benning Elementary Campus	James, Mariah	K-3rd Grade Interventionist
Benning Elementary Campus	Jones, Dana	3rd Grade ELA Teacher & Department Chair
Benning Elementary Campus	Jones, Kawan	Student Support Coach



Benning Elementary Campus	Kaiyuan, Mendel	Floating Substitute
Benning Elementary Campus	Kilgore, Robert	Assistant Teacher
Benning Elementary Campus	Kobilka, Ashley	Academic Assistant Principal
Benning Elementary Campus	Krauser, Valerie	2nd Grade Lead Teacher
Benning Elementary Campus	Lender, Monrika	Assistant Teacher
Benning Elementary Campus	Lewis, Jasmine	PreKindergarten Lead Teacher
Benning Elementary Campus	Lomax, Cyrkle	Principal
Benning Elementary Campus	Lotson, Grace Ann	Early Childhood Assistant Principal
Benning Elementary Campus	Mance, Priestly	Facilities Engineer
Benning Elementary Campus	Montgomery, Shannon	2nd Grade Lead Teacher & GLL
Benning Elementary Campus	Murphy, Samuel	K/1st Grade Science Teacher
Benning Elementary Campus	Myers, Shadae	Operations Fellow
Benning Elementary Campus	Nicks, Solisa	Academic Intervention Fellow
Benning Elementary Campus	Odom, Dionne	Operations Assistant
Benning Elementary Campus	Ortega-Carcamo, Eileen	Office Manager
Benning Elementary Campus	Paige, Tiara	Preschool Lead Teacher
Benning Elementary Campus	Palmer, Brian	ELL Teacher
Benning Elementary Campus	Price, Atai	1st Grade SPED Teacher
Benning Elementary Campus	Raynor, Chiquita	Academic Intervention Fellow
Benning Elementary Campus	Russell, Brianna	Assistant Teacher
Benning Elementary Campus	Scotland, Dominique	Assistant Teacher
Benning Elementary Campus	Sellman, Samuellyn	2nd Grade Lead Teacher



Benning Elementary Campus	Sisco, Jeffery	Operations Site Leader
Benning Elementary Campus	Smith, Brittny	Music Teacher
Benning Elementary Campus	Smith, Natalya	Behavior Specialist
Benning Elementary Campus	Snowden, Aishatu	Early Childhood SpEd Teacher
Benning Elementary Campus	Thompson, Tamara	Assistant Teacher
Benning Elementary Campus	Vasquez, Evelyn	Preschool Teacher
Benning Elementary Campus	Warren, Ronica	PreKindergarten Lead Teacher
Benning Elementary Campus	Wiggins, Careather	Academic Intervention Fellow
Benning Elementary Campus	Williams, Jonathan	Academic Intervention Fellow
Benning Elementary Campus	Williams, Justin	PE Teacher
Benning Elementary Campus	Wimbish, Aaron	Facilities Associate
Benning Elementary Campus	Woodland, Samantha	Academic Intervention Fellow
Benning Middle Campus	Barrett, Samuel	Art Teacher
Benning Middle Campus	Bender, Derrick	6th Grade Science/Social Studies Teacher
Benning Middle Campus	Brown, Kimberly	4th Grade SPED Math Teacher
Benning Middle Campus	Brown, Qualitra	Community Assistant Principal
Benning Middle Campus	Calabro, Drew	Math Teacher & Math Department Chair
Benning Middle Campus	Callahan, Anzjolé	Licensed Clinician
Benning Middle Campus	Cannady, Deshaun	Academic Intervention Fellow
Benning Middle Campus	Chambers, Danielle	7th/8th Grade Science Teacher & Science Department Chair
Benning Middle Campus	Corbett, Erica	5th Grade Math Teacher
Benning Middle Campus	Edwards, Clarissa	4th/5th Grade Science Teacher
Benning Middle Campus	Fennegan, Kristin	4th/5th Grade ELA Teacher
Benning Middle Campus	Ford, Melissa	7th Grade ELA Teacher
Benning Middle Campus	Gaskins, Danielle	7th/8th SPED ELA Teacher
Benning Middle Campus	Guerrero, Matthew	Special Education Coordinator
Benning Middle Campus	Hale, Destinee	4th/5th Grade Math Teacher
Benning Middle Campus	Harbaugh, Emma	Academic Assistant Principal
Benning Middle Campus	Howe, Jeremiah	5th Grade Math SPED Teacher



Benning Middle Campus	Jones, Jamar	6th Grade SPED Math Teacher
Benning Middle Campus	Kai, Jamir	8th Grade ELA Teacher
Benning Middle Campus	Kingwood, Terani	Academic Intervention Fellow
Benning Middle Campus	Kirby, Kimberly	Behavior Specialist
Benning Middle Campus	Knight, Amber	Floating Substitute
Benning Middle Campus	Lawrence, Frankie	Physical Education Teacher
Benning Middle Campus	Matthews, William	Student Support Coach
Benning Middle Campus	McDonald, Shiosha	8th Grade ELA Teacher and HSP Coordinator
Benning Middle Campus	McGraw, Jody	6th Grade Math Teacher and GLL
Benning Middle Campus	Medor, Vanessa	7th Grade Math Teacher
Benning Middle Campus	Miles, Shanita	Office Manager
Benning Middle Campus	O'Quinn, Kevin	6th Grade ELA Teacher & ELA Department Chair
Benning Middle Campus	Overton, Jason	Social Studies Department Chair and 7/8 Social Studies Teacher
Benning Middle Campus	Papion, Lindsey	Academic Specialist
Benning Middle Campus	Parker, Mason	7th/8th SPED Math Teacher
Benning Middle Campus	Patkus, Melanie	6th Grade SPED ELA Teacher
Benning Middle Campus	Pizzi, Jordan	Interventionist
Benning Middle Campus	Rasnake, Samantha	4th Grade Math Teacher
Benning Middle Campus	Ray, Devin	Principal
Benning Middle Campus	Rijke, Brendan	4/5 Grade Science Teacher & GLL
Benning Middle Campus	Rios, Jessica	7th/8th SPED ELA Teacher
Benning Middle Campus	Roussaw, Kilil	6th Grade ELA Teacher
Benning Middle Campus	Schley, Daja	5th Grade ELA Teacher
Benning Middle Campus	Slaughter, Inieshia	Floating Substitute
Benning Middle Campus	Squirrel, Kennard	Academic Intervention Fellow
Benning Middle Campus	Sykes, Stanley	Academic Intervention Fellow
Benning Middle Campus	Talavera, Elizabeth	Operations Assistant
Benning Middle Campus	Tate, Ashleigh	6th Grade ELA Teacher
Benning Middle Campus	Ugwu-oju, Kelly	8th Grade Math Teacher
Benning Middle Campus	Wade, LaShella	5th Grade ELA Teacher & GLL
Benning Middle Campus	Walton, Natalie	7th Grade ELA Teacher
Benning Middle Campus	Watkins, Shana	5th Grade Math Teacher
Benning Middle Campus	Webb, Tara	Academic Intervention Fellow
Benning Middle Campus	Webster, Ellie	Campus Operations Manager
Benning Middle Campus	White, Breyanna	5th Grade SPED ELA Teacher
Benning Middle Campus	Williams, Shonta	4th Grade SPED ELA Teacher
Benning Middle Campus	Wilson, Ashley	4th Grade ELA Teacher
Benning Middle Campus	Young, Jasmine	Academic Intervention Fellow





Edgewood Elementary Campus	Babb, Sincarey	PreKindergarten Teacher
Edgewood Elementary Campus	Barr, Darrell	Student Support Coach
Edgewood Elementary Campus	Blount, Sharon	2nd Grade Teacher
Edgewood Elementary Campus	Branham, Kyia	Assistant Teacher
Edgewood Elementary Campus	Brooks, Michael	Facilities Associate
Edgewood Elementary Campus	Caldera, Jonathan	Principal
Edgewood Elementary Campus	Childs, Darin	Assistant Teacher
Edgewood Elementary Campus	Coleman, Danieta	Office Manager
Edgewood Elementary Campus	Contee, Joy	Assistant Teacher
Edgewood Elementary Campus	Crawford, Cearia	Assistant Teacher
Edgewood Elementary Campus	Crawford, Lynette	Assistant Teacher
Edgewood Elementary Campus	Cruz, Kaely	Operations Fellow
Edgewood Elementary Campus	Cunningham, Bria	Assistant Teacher
Edgewood Elementary Campus	Desanges, Charlene	3rd Grade ELA Teacher & Department Chair
Edgewood Elementary Campus	Easley, Janee	Academic Assistant Principal
Edgewood Elementary Campus	Edwards, Noelle	Floating Teacher
Edgewood Elementary Campus	Fajfar, Nathan	ELL Teacher
Edgewood Elementary Campus	Fernandez, Andria	Campus Operations Manager
Edgewood Elementary Campus	Hailes, Sheena	Academic Intervention Fellow
Edgewood Elementary Campus	Hilliard, Lakisha	PreKindergarten Teacher
Edgewood Elementary Campus	Hood, Mary	1st Grade Teacher
Edgewood Elementary Campus	Howard, Ranika	1st Grade Teacher






Edgewood Elementary Campus	Jimenez, Margarita	Food Service Coordinator
Edgewood Elementary Campus	Johnson, Ashley	Preschool Teacher
Edgewood Elementary Campus	Jones, Crystal Tonnett	Operations Assistant
Edgewood Elementary Campus	Jones, Rachel	Operations Site Leader
Edgewood Elementary Campus	Joy, Denver	1st Grade Teacher
Edgewood Elementary Campus	Kimble, Shayla	3rd SPED Teacher
Edgewood Elementary Campus	Kinsley, Amanda	2nd/3rd Grade Science Teacher
Edgewood Elementary Campus	Lawson-Bey, TYsean	Facilities Engineer
Edgewood Elementary Campus	Lewis, Zakiya	2nd SPED Teacher
Edgewood Elementary Campus	Locklin, Kayla	PreKindergarten Teacher
Edgewood Elementary Campus	Makstein, Alyson	Licensed Clinician
Edgewood Elementary Campus	Martinez, Yessenia	ELL Teacher
Edgewood Elementary Campus	Mason-Austin, Kanita	Academic Specialist
Edgewood Elementary Campus	Matthews, Jaleesa	Community Assistant Principal
Edgewood Elementary Campus	McCourt, Emma	1st SPED Teacher
Edgewood Elementary Campus	McDermott, Paige	3rd SPED Teacher
Edgewood Elementary Campus	McMahon, Kelly	Preschool Teacher
Edgewood Elementary Campus	Miller, Bryan	3rd Grade Math Teacher
Edgewood Elementary Campus	Miller-Foster, Bryan	Kindergarten Teacher
Edgewood Elementary Campus	Morant, Winter	Operations Assistant
Edgewood Elementary Campus	Olszewski, Chris	3rd Grade SPED ELA
Edgewood Elementary Campus	Orr, Janeria	ELL Teacher



Edgewood Elementary Campus	Pearson, Toya	Assistant Teacher
Edgewood Elementary Campus	Perkins, Iysha	Special Education Coordinator
Edgewood Elementary Campus	Philon, Phillip	Floating Network Assistant Principal
Edgewood Elementary Campus	Ramirez, Wuendy	Floating Substitute
Edgewood Elementary Campus	Robi, Bethelhem	Academic Intervention Fellow
Edgewood Elementary Campus	Robinson, Antoneisha	Kindergarten Teacher
Edgewood Elementary Campus	Rooths, Miana	Academic Intervention Fellow
Edgewood Elementary Campus	Saunders, Rahneeka	Academic Intervention Fellow
Edgewood Elementary Campus	Shelton-Burleigh, Kayla	3rd Grade Math Teacher
Edgewood Elementary Campus	Shumake, Cheryl	Preschool Teacher
Edgewood Elementary Campus	Simmons, Alexis	Academic Intervention Fellow
Edgewood Elementary Campus	Small, Nicole	PreKindergarten Teacher
Edgewood Elementary Campus	Smith, Christopher	PE Teacher
Edgewood Elementary Campus	Strawbridge, Monica	Music Teacher
Edgewood Elementary Campus	Suber, Kelley	Early Childhood SpEd Teacher
Edgewood Elementary Campus	Swain, Rose	Assistant Teacher
Edgewood Elementary Campus	Talbert, Tayvon	Floating Substitute
Edgewood Elementary Campus	Taylor, Quardidra	2nd Grade Teacher
Edgewood Elementary Campus	Tepper, Cristina	Early Childhood Assistant Principal
Edgewood Elementary Campus	Terry, Diamond	2nd Grade Teacher
Edgewood Elementary Campus	Thomas, Annmarie	Behavior Specialist
Edgewood Elementary Campus	Thomas, Whitney	Interventionist




Edgewood Elementary Campus	Tolson, Bria	Assistant Teacher
Edgewood Elementary Campus	Walcott, Travis	Kindergarten Teacher
Edgewood Elementary Campus	Walker-DuLaney, Marjorie	Art Teacher
Edgewood Elementary Campus	Wigglesworth, Quaashie	Assistant Teacher
Edgewood Elementary Campus	Williams, Erica	K/1st Grade Science Teacher
Edgewood Elementary Campus	Woodworth, Rebecca	2nd Grade Teacher
Edgewood Elementary Campus	Young, Antonia	Assistant Teacher
Edgewood Elementary Campus	Youngblood, Shannon	Kindergarten SpEd Teacher
Edgewood Elementary Campus	Zogby, Mary-Margaret	3rd ELA Teacher
Edgewood Middle Campus	Boone, Karrie	Academic Intervention Fellow
Edgewood Middle Campus	Boone, Taryn	7th/8th Grade Math Teacher
Edgewood Middle Campus	Bowser, Malik	Academic Intervention Fellow
Edgewood Middle Campus	Brock, Nichole	5th Grade Math Teacher
Edgewood Middle Campus	Colbert, Denise	Dean of Student Support
Edgewood Middle Campus	Collins, Fabeanne	Academic Assistant Principal
Edgewood Middle Campus	Conners, Wallace	Assistant Teacher
Edgewood Middle Campus	Cranke, Monica	ELA Intervention Teacher
Edgewood Middle Campus	Cruz, Olga	Food Service Coordinator
Edgewood Middle Campus	Cunningham, Jia	4th/5th Grade ELA Teacher
Edgewood Middle Campus	Daly, Darren	8th Grade ELA Teacher
Edgewood Middle Campus	Davis, Rebecca	6th Grade Math Teacher & Department Chair
Edgewood Middle Campus	Dixon, Duane	Academic Intervention Fellow



Edgewood Middle Campus	Fuller, Zanier	8th Grade Math Teacher
Edgewood Middle Campus	Fulmore, Ashley	6th Grade Science/Social Studies Teacher
Edgewood Middle Campus	Grullon, Ashley	4th Grade ELA Teacher
Edgewood Middle Campus	Gyenguere, Olivier	7th/8th Grade Math SpEd Teacher
Edgewood Middle Campus	Hamilton, Tia	Academic Intervention Fellow
Edgewood Middle Campus	Isebor, Chukwuma	7th/8th Grade ELA Teacher
Edgewood Middle Campus	Jackson, I'Aisha	Student Support Coach
Edgewood Middle Campus	Jones, Jasmyn	Office Manager
Edgewood Middle Campus	Kamara, John	6th Grade ELA Sped Teacher
Edgewood Middle Campus	Kipperman, Dan	PE Teacher
Edgewood Middle Campus	Leach, Deja	4th Grade ELA Teacher
Edgewood Middle Campus	Lee, Kamishia	Art Teacher
Edgewood Middle Campus	Leickert, Sierra	7th Grade Math Teacher
Edgewood Middle Campus	Liburd, Calvet	Campus Operations Manager
Edgewood Middle Campus	Loffredo, Amanda	4th Grade Math Sped Teacher
Edgewood Middle Campus	Marshall, Dominique	Behavior Specialist
Edgewood Middle Campus	Martin, India	4th Grade ELA Sped Teacher
Edgewood Middle Campus	Martinez, Siomara	Operations Assistant
Edgewood Middle Campus	Matthews, Kelli	ELL Teacher
Edgewood Middle Campus	McCabe, Margaret	Special Education Coordinator
Edgewood Middle Campus	McClam, Rachel	Principal
Edgewood Middle Campus	Mcclary, Artavia	Floating Substitute



Edgewood Middle Campus	McDermott, William	Community Assistant Principal
Edgewood Middle Campus	McKinney, Denonte	4th/5th Grade Math Teacher
Edgewood Middle Campus	Mitchell, Raijahanne	ELL Teacher
Edgewood Middle Campus	Moeller, Julie	Director of High School Placement
Edgewood Middle Campus	Mowery, Dimery	7th Grade ELA SpEd Teacher
Edgewood Middle Campus	Mustapha, Sidia	7th/8th Grade Math SpEd Teacher
Edgewood Middle Campus	Myers, Richard	6th Grade Math Teacher
Edgewood Middle Campus	Nelson, Akeila	6th Grade Math SpEd Teacher
Edgewood Middle Campus	Nelson, Gary	5th Grade Math SpEd Teacher
Edgewood Middle Campus	Nyantakyi, Samuel	7th Grade Math Teacher
Edgewood Middle Campus	Orzechowski, Lauren	7th/8th Grade ELA SpEd Teacher & Department Chair
Edgewood Middle Campus	Parker Morton, Ashton	5th Grade ELA SpEd Teacher
Edgewood Middle Campus	Petty, Jonathon	7th/8th Grade Science Teacher
Edgewood Middle Campus	Rojas-Suarez, Andrys	ELL Teacher & Language Access Coordinator
Edgewood Middle Campus	Scott, Marissa	5th Grade ELA Teacher
Edgewood Middle Campus	Slaughter, Takiya-Michelle	Floating Substitute
Edgewood Middle Campus	Stuart, Matthew	7th Grade ELA Teacher
Edgewood Middle Campus	Toeller, Amber	Licensed Clinician
Edgewood Middle Campus	Walker, Emily	4th Grade Math Teacher
Edgewood Middle Campus	Watson, Chasity	6th Grade ELA Teacher
Edgewood Middle Campus	Wilson, Ashli	Academic Specialist
Edgewood Middle Campus	Wilson, Kerry	4th/5th Grade Science Teacher



Edgewood Middle Campus	Wright, Stephanie	Academic Intervention Fellow
Edgewood Middle Campus	Ziegler, Gabrielle	4th Grade ELA SpEd Teacher
Home Office	Adams, Sasha	Associate of High School Transition (PrepNext)
Home Office	Artis, Jacqueline	Recruitment Associate
Home Office	Blakey, Monet	Associate of College and Career Access (PrepNext)
Home Office	Brinkley, Barry	Chief of Staff
Home Office	Bryant, Danielle	Associate Director of People Operations
Home Office	Burke, David	Director of People Operations
Home Office	Cortorreal, Edgar	Associate Director of Information Technology
Home Office	Dauffenbach-Tabb, Hilary	Director of Analysis, Data, and Enrollment
Home Office	Davis, Jason	Director of Facilities & Business Operations
Home Office	Dias, Rachel	Director of Finance
Home Office	Edmonds, Shaunte	Director of Math Curriculum
Home Office	Englender, Daniel	Chief Operating Officer & Chief Financial Officer
Home Office	Englender, Maura	Senior Director of Student Support
Home Office	Ford, Dwayne	Associate Director of Information Technology
Home Office	Fu, Lara	Director of Development & Communications
Home Office	Ghorpadey, Mukta	Associate Director of Postsecondary Support
Home Office	Gray, Sherika	Office Manager
Home Office	Hanley, Jessica	Speech Language Pathologist
Home Office	Hess, Michelle	Director of Special Education
Home Office	Igwe, Fidelia	Associate Director of College and Career Access (PrepNext)
Home Office	Iqbal, Tara	Director of Social-Emotional Learning
Home Office	Johannsen, Emily	Senior Director of Operations
Home Office	Lawson, Maria	Development & Communications Associate
Home Office	Llort Jones, Gabriela	Associate of High School Support
Home Office	Maestas, Laura	Chief Executive Officer
Home Office	Maye, Aliasha	Chief of School Operations
Home Office	Millard, Samantha	Associate Director of Data and Analysis
Home Office	Montcrieff, Aria	COVID Recovery Fellow
Home Office	Nadolny, Heather	Director Development and Communications
Home Office	O'Flaherty, Tara	Senior Director of Schools
Home Office	Pendleton, Mary	Director of ELA Curriculum
Home Office	Pergament, Cassie	Senior Director of Program
Home Office	Polly, Jade	Associate Director of Special Projects
Home Office	Rankin-Wright, Asacia	Director of Employee Relations



Home Office	Ribeiro-Yemofio, Neils	Chief of External Affairs
Home Office	Romero, Emily	Associate Director of Recruitment
Home Office	Salisbury, Jill	Outgoing Director of PrepNext
Home Office	Schoppert, Shelley	Technology Senior Associate
Home Office	Severn, Katie	President and Chief Academic Officer
Home Office	Shepard, Kendall	Data Systems and Enrollment Senior Associate
Home Office	Small, Anita	Director of PrepNext
Home Office	Smith, Deandra	Associate Director of College Success
Home Office	Smith, Theodore	Director of Recruitment
Home Office	Smyth, Mary-Frances	Associate Director of Recruitment
Home Office	Swain, Emily	Associate Director of Data and Analysis
Home Office	Thomas, RaShawn	Technology Associate
Home Office	Troncoso Ramirez, Jorge	Director of Information Technology
Home Office	Watson, Christina	Finance Associate
Home Office	Williams, Shakema	Technology Associate
Home Office	Wollie, Venice	Associate Director of High School Transition (PrepNext)
Virtual Campus	Hamilton, Fantashia	Virtual Teacher
Virtual Campus	Hicks, Lakeisha	Virtual Teacher
Virtual Campus	Liles, Markus	6th/8th Grade Teacher
Virtual Campus	McCowan, Marjorie	Virtual Teacher
Virtual Campus	Strader, Kent	Principal
Virtual Campus	Thompson, Keane	Virtual Teacher
Virtual Campus	Turner, Quartez	Early Childhood Teacher
Virtual Campus	Warren, Kisha	Virtual Teacher
Virtual Campus	Watkins, Donsha	6th/8th Grade Teacher

Highest Level of Education Completed

43.9% of DC Prep staff have earned a master's degree or above. 40.5% have earned a bachelor's degree. 1.9% have earned an associate degree. 13.6% have earned a high school degree.



## SY2021-22 BOARD OF DIRECTORS

Name	Role	DC Resident?
Michela English	Board Member	--
Hadley Cooper	Board Secretary and Development Committee Chair	Yes
Jenny Abramson	Board Member	Yes
Collette Bruce	Board Member	Yes
Patrick Clowney	Chair & Parent of a DC Prep student	Yes
Temica Hunt	Board Member & Parent of a DC Prep student	Yes
Le Roy (Terry) Eakin III	Finance & Real Estate Committee Chair	--
Ahmad Hajj	Board Member	Yes
Dan Fine	Board Member	Yes
Mercedes Kearney	Board Member & Parent of a DC Prep student	Yes
Lisa Cullins	Board Member	--
Emily Lawson	Governance Committee Chair	--
Chevy Cleaves	Board Member	--



## DC Preparatory Academy

### Consolidated

SY21-22 Actual v Budget

	SY21-22		
	Actual	Budget	Variance
<b>REVENUE</b>			
Per Pupil Charter Payments - General Education	27,974,877	28,282,881	(308,004)
Per Pupil Charter Payments - Categorical Enhance	9,541,549	8,921,482	620,068
Per Pupil Facilities Allowance	7,316,976	7,405,840	(88,864)
Federal Funding	2,121,646	7,373,346	(5,251,701)
Other Government Funding/Grants	5,691,325	1,257,993	4,433,332
Private Grants and Donations	1,286,212	1,948,000	(661,788)
Activity Fees	20,305	53,636	(33,331)
In-kind revenue	-	20,400	(20,400)
Other Income	12,796,725	8,214,409	4,582,316
<b>TOTAL REVENUES</b>	<b>66,749,616</b>	<b>63,477,987</b>	<b>3,271,628</b>
<b>FUNCTIONAL EXPENSES</b>			
<b>Personnel Salaries and Benefits</b>			
Principal/Executive Salary	3,476,652	3,317,628	159,024
Teachers Salaries	10,841,058	11,789,409	(948,351)
Special Education Salaries	6,059,169	6,531,279	(472,110)
Other Education Professionals Salaries	-	-	-
Business/Operations Salaries	2,010,228	2,117,083	(106,854)
Administrative/Other Staff Salaries	6,136,481	6,274,372	(137,891)
Employee Benefits and Payroll Taxes	5,394,954	5,899,275	(504,320)
<b>Subtotal: Personnel Expense</b>	<b>33,918,542</b>	<b>35,929,045</b>	<b>(2,010,503)</b>
<b>Direct Student Expense</b>			
Educational Supplies and Textbooks	904,128	628,980	275,149
Student Assessment Materials/Program Evaluation	107,703	207,468	(99,765)
Contracted Student Services	1,328,084	1,795,000	(466,916)
Food Service	1,203,036	1,316,846	(113,810)
Other Direct Student Expense	281,809	391,270	(109,461)
<b>Subtotal: Direct Student Expense</b>	<b>3,824,760</b>	<b>4,339,563</b>	<b>(514,803)</b>
<b>Occupancy Expenses</b>			
Rent	528,891	414,027	114,863
Depreciation (facilities only)	2,182,311	2,125,665	56,646
Interest (facilities only)	2,288,273	2,380,547	(92,274)
Building Maintenance and Repairs	107,758	196,000	(88,242)
Contracted Building Services	1,479,679	1,309,596	170,083
Other Occupancy Expenses	1,231,474	961,658	269,816
<b>Subtotal: Occupancy Expenses</b>	<b>7,818,386</b>	<b>7,387,493</b>	<b>430,893</b>
<b>General and Administrative Expenses</b>			
Office Supplies and Materials	392,409	355,049	37,360
Office Equipment Rental and Maintenance	105,450	119,725	(14,275)
Telephone/Telecommunications	207,416	199,845	7,571
Legal, Accounting and Payroll Services	988,140	749,568	238,571
Insurance	166,798	147,223	19,574
Transportation	22,178	294,009	(271,832)
Professional Development	873,972	853,060	20,911
PCSB Administrative Fee	445,729	562,880	(117,151)
Management Fee	-	-	-
Interest Expense (non-facility)	(191)	-	(191)
Depreciation and Amortization (non-facility)	596,385	588,356	8,029
Other General Expense	3,591,360	3,977,509	(386,149)
<b>Subtotal: General Expenses</b>	<b>7,389,645</b>	<b>7,847,224</b>	<b>(457,579)</b>
<b>TOTAL EXPENSES</b>	<b>52,951,333</b>	<b>55,503,326</b>	<b>(2,551,993)</b>
<b>NET INCOME</b>	<b>13,798,283</b>	<b>\$ 7,974,662</b>	<b>\$ 5,823,621</b>

## D.C. Preparatory Academy (DC Prep)

### FY23 Budget

PCSB-Formatted Financials

Income Statement	SY22-23
<b>Revenue</b>	
Per Pupil Charter Payments - General Education	30,490,026
Per Pupil Charter Payments - Categorical Enhancements	9,903,117
Per Pupil Facilities Allowance	7,697,643
Federal Funding	8,285,628
Other Government Funding/Grants	1,206,871
Private Grants and Donations	3,279,664
In-kind Contributions	21,318
Activity Fees	41,510
Other Income	148,052
<b>TOTAL REVENUES</b>	<b>61,073,829</b>
<b>Operating Expense</b>	
Personnel Salaries and Benefits	
Principal/Executive Salary	4,734,240
Teachers Salaries	15,438,034
Special Education Salaries	6,531,196
Other Education Professionals Salaries	
Business/Operations Salaries	4,972,250
Administrative/Other Staff Salaries	4,896,074
Employee Benefits and Payroll Taxes	6,768,826
<b>Total Personnel Salaries and Benefits</b>	<b>43,340,621</b>
Direct Student Expense	
Educational Supplies and Textbooks	773,990
Student Assessment Materials/Program Evaluation	167,119
Contracted Student Services	1,372,041
Food Service	1,418,331
Other Direct Student Expense	1,129,526
<b>Total Direct Student Expense</b>	<b>4,861,007</b>
Occupancy Expense	
Rent	80,790
Depreciation (facilities only)	2,957,911
Interest (facilities only)	1,772,267
Building Maintenance and Repairs	208,597
Contracted Building Services	2,255,205
Other Occupancy Expenses	1,050,217
<b>Total Occupancy Expenses</b>	<b>8,324,987</b>
General Expense	
Office Supplies and Materials	338,288
Office Equipment Rental and Maintenance	112,149
Telephone/Telecommunications	174,462
Legal, Accounting and Payroll Services	778,399
Insurance	167,317
Transportation	-
Professional Development	897,508
PCSB Administrative Fee	548,842
Management Fee	-
Interest Expense (non-facility)	117,965
Depreciation and Amortization (non-facility)	662,095
Other General Expense	3,683,850
<b>Total General Expenses</b>	<b>7,480,875</b>
<b>TOTAL EXPENSES</b>	<b>64,007,490</b>
<b>Net Income</b>	<b>(2,933,661)</b>