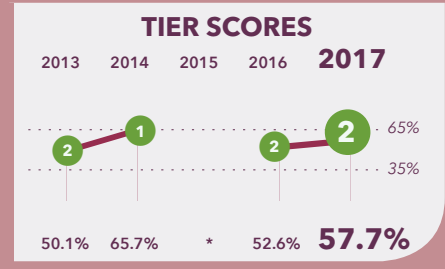


Center City PCS - Congress Heights

220 Highview Place SE
Washington, DC 20032

202-562-7070
www.centercitypcs.org



School Profile (2017-18)

Board Chair

Tom O'Hara

President & CEO

Russ E. Williams, Jr.

Grades Served

● Current Grades ● Future Grades

● PK3 ● PK4 ● K ● 1

● 2 ● 3 ● 4 ● 5

● 6 ● 7 ● 8 ○ 9

○ 10 ○ 11 ○ 12 ○ Adult Ed

Is part of a PK-8 network.

Principal

Niya White

First School Year

2008-09

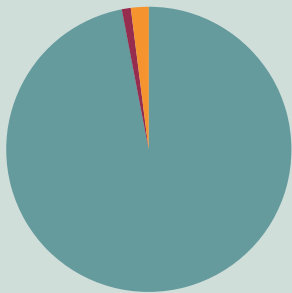
Tier Explanations

- 1 High Performing**
(65.0% - 100.0%)
- 2 Mid Performing**
(35.0% - 64.9%)
- 3 Low Performing**
(0.0% - 34.9%)

For schools serving grades PK-12, DC PCSB uses the **Performance Management Framework (PMF)** to assess school-wide academic performance. Schools are rated by tiers: **Tier 1** schools meet standards of high performance; **Tier 2** schools fall short of high performance standards but meet minimum overall performance standards; and **Tier 3** schools fall significantly short of high performance standards, showing inadequate performance.
* Due to the change in the state assessment, scores and tiers were not displayed in 2014-15.

Student Demographics (2016-17)

Total Enrollment
253



Asian	0.0%
Black Non-Hispanic	97.2%
Hispanic / Latino	0.4%
Native American / Alaska Native	0.0%
Pacific Islander / Native Hawaiian	0.0%
White Non-Hispanic	2.4%
Multiracial	0.0%

English Language Learner
0.4%

Economically Disadvantaged
100.0%

Special Education
10.7%

At-Risk Population
57.7%

A Note from the School

The Center City PCS network of PK-8th grade neighborhood-based schools provides a high-quality, well-rounded education for families seeking small learning environments. Center City prepares students to excel in competitive high schools by infusing academics with character, excellence, and service.

Center City PCS - Congress Heights

2017 School Quality Report

(2016-17)

Grades Measured: PK3-8



Points Earned
out of
Points Possible

Percent of
Possible
Points

Student Progress (35 points): Academic Improvement Over Time

Growth on the state assessment in English Language Arts



9.7 out of 17.5

55.3%

Growth on the state assessment in mathematics



10.3 out of 17.5

58.8%

Student Achievement (25 points): Approaching, Meeting, or Exceeding College and Career Ready Standards

PARCC: English Language Arts

Approaching College and Career Ready and Above



4.0 out of 7.5

53.7%

College and Career Ready



2.0 out of 5.0

39.3%

PARCC: Mathematics

Approaching College and Career Ready and Above



3.8 out of 7.5

51.1%

College and Career Ready



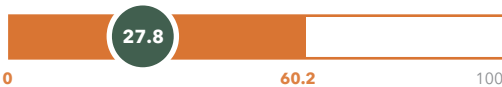
1.7 out of 5.0

34.2%

Gateway (10 points): Outcomes in Key Subjects that Predict Future Educational Success (returning students)

3rd Grade English Language Arts

College and Career Ready



2.3 out of 5.0

46.2%

8th Grade Mathematics

College and Career Ready



1.9 out of 5.0

37.7%

School Environment (30 points): Predictors of Future Student Progress and Achievement

Attendance

In-seat attendance



7.5 out of 9.0

83.0%

Re-enrollment

Percent of students eligible to re-enroll



5.5 out of 9.0

60.8%

Teacher Interaction Observations: Classroom Assessment

Scoring System (CLASS)

Emotional Support



3.5 out of 4.0

86.7%

Classroom Organization



3.5 out of 4.0

86.7%

Instructional Support



2.0 out of 4.0

50.0%

TOTAL SCORE

TIER 2

57.7 out of 100

57.7%

Center City PCS - Congress Heights

2017 School Quality Report

(2016–17)

Grades Measured: PK3–8



Additional Measures: Early Childhood Student Outcomes on School-Selected Assessments

PK Pre-Literacy: Every Child Ready (ECR)

Percent of students who met or exceeded the publisher's expectations for growth or achievement at the end of the year



PK Math: Every Child Ready (ECR)

Percent of students who met or exceeded the publisher's expectations for growth or achievement at the end of the year



K-2 Reading: NWEA Measures of Academic Progress (MAP)

Median percentile of student growth compared to national student performance



K-2 Math: NWEA Measures of Academic Progress (MAP)

Median percentile of student growth compared to national student performance

