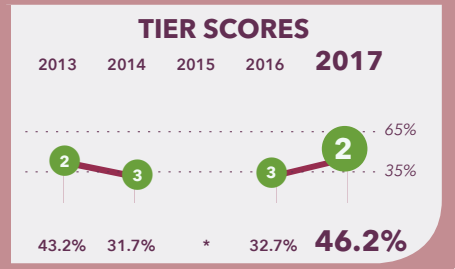


# Center City PCS - Trinidad

1217 West Virginia Avenue NE  
Washington, DC 20002

202-397-1614  
www.centercitypcs.org



## School Profile (2017-18)

### Board Chair


Tom O'Hara

### President & CEO

Russ E. Williams, Jr.

### Grades Served

● Current Grades ● Future Grades



Is part of a PK-8 network.

### Principal

Charlotte Hansen

### First School Year

2008-09

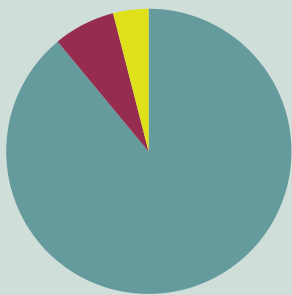
## Tier Explanations

- 1 High Performing**  
(65.0% - 100.0%)
- 2 Mid Performing**  
(35.0% - 64.9%)
- 3 Low Performing**  
(0.0% - 34.9%)

For schools serving grades PK-12, DC PCSB uses the **Performance Management Framework (PMF)** to assess school-wide academic performance. Schools are rated by tiers: **Tier 1** schools meet standards of high performance; **Tier 2** schools fall short of high performance standards but meet minimum overall performance standards; and **Tier 3** schools fall significantly short of high performance standards, showing inadequate performance.  
\* Due to the change in the state assessment, scores and tiers were not displayed in 2014-15.

## Student Demographics (2016-17)

Total Enrollment  
184



Asian	0.0%
Black Non-Hispanic	89.7%
Hispanic / Latino	6.5%
Native American / Alaska Native	0.0%
Pacific Islander / Native Hawaiian	0.0%
White Non-Hispanic	0.0%
Multiracial	3.8%

**English Language Learner**  
2.7%

**Economically Disadvantaged**  
100.0%

**Special Education**  
11.4%

**At-Risk Population**  
65.8%

## A Note from the School

The Center City PCS network of PK-8th grade neighborhood-based schools provides a high-quality, well-rounded education for families seeking small learning environments. Center City prepares students to excel in competitive high schools by infusing academics with character, excellence, and service.

# Center City PCS - Trinidad

## 2017 School Quality Report

(2016-17)

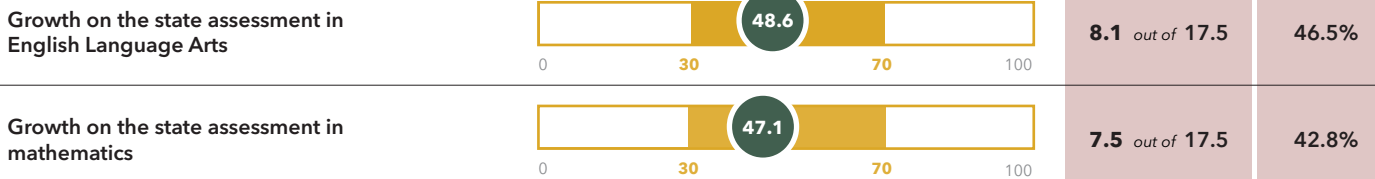
### Grades Measured: PK4-8



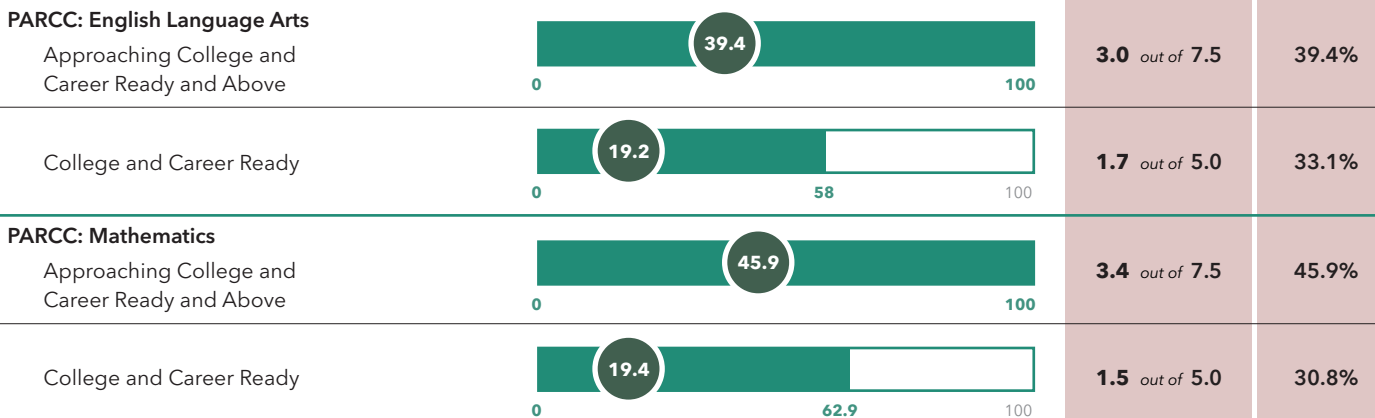
Points Earned  
out of  
Points Possible

Percent of  
Possible  
Points


#### Student Progress (35 points): Academic Improvement Over Time



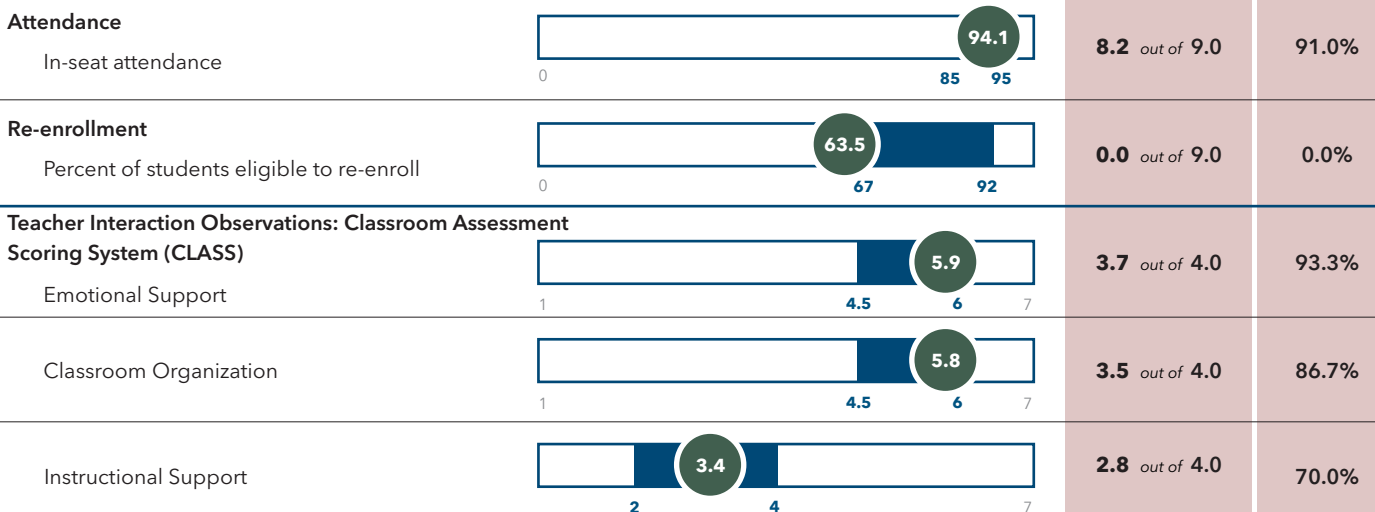
#### Student Achievement (25 points): Approaching, Meeting, or Exceeding College and Career Ready Standards



#### Gateway (10 points): Outcomes in Key Subjects that Predict Future Educational Success (returning students)



#### School Environment (30 points): Predictors of Future Student Progress and Achievement



**TOTAL SCORE**

**TIER 2**

46.2 out of 100

**46.2%**

# Center City PCS - Trinidad

## 2017 School Quality Report

(2016–17)

### Grades Measured: PK4-8



#### Additional Measures: Early Childhood Student Outcomes on School-Selected Assessments

##### PK Pre-Literacy: Every Child Ready (ECR)

Percent of students who met or exceeded the publisher's expectations for growth or achievement at the end of the year



##### PK Math: Every Child Ready (ECR)

Percent of students who met or exceeded the publisher's expectations for growth or achievement at the end of the year



##### K-2 Reading: NWEA Measures of Academic Progress (MAP)

Median percentile of student growth compared to national student performance



##### K-2 Math: NWEA Measures of Academic Progress (MAP)

Median percentile of student growth compared to national student performance

