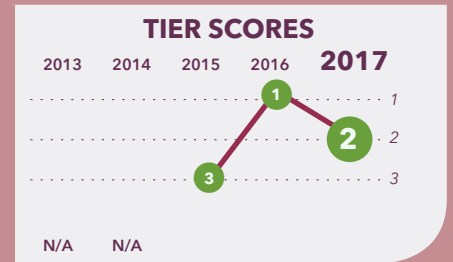


Community College Preparatory Academy PCS

2405 Martin Luther King Jr. Ave SE
Washington, DC 20020

202-610-5780
www.ccprep-academy.org



School Profile (2017–18)

Board Chair

Monica Ray

Executive Director

C. Vanessa (Connie) Spinner

Programs Offered

- Day and evening classes
- ACCUPLACER Prep
- Dual Enrollment
- Microsoft Office Suite
- Help Desk Certification Training

Ages Served

Serves ages 18 and older

First School Year

2013-14

Diplomas Offered

- English GED

Adult Education Tier Explanations

- 1 High Performing**
- 2 Mid Performing**
- 3 Low Performing**

For schools serving adult populations, DC PCSB uses the **Adult Education Performance Management Framework (PMF)** to assess school-wide academic performance.

Schools are rated by tiers:

Tier 1 schools meet at least 65.0% in all categories.

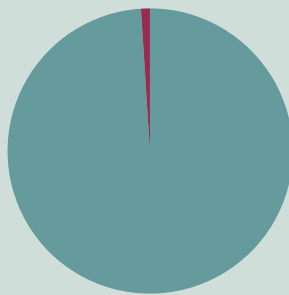
Tier 2 schools meet at least 35.0% on 3 out of 4 categories and not less than 20.0% on the fourth category.

Tier 3 schools do not meet 35.0% in more than one category and less than 20.0% in one.

Student Demographics (2016–17)

Total Enrollment

476



| | |
|------------------------------------|-------|
| Asian | 0.0% |
| Black Non-Hispanic | 98.7% |
| Hispanic / Latino | 0.6% |
| Native American / Alaska Native | 0.0% |
| Pacific Islander / Native Hawaiian | 0.0% |
| White Non-Hispanic | 0.0% |
| Multiracial | 0.0% |

A Note from the School

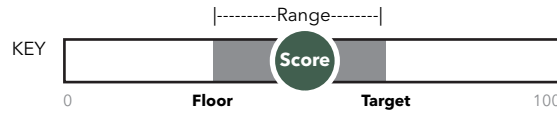
Community College Preparatory Academy PCS aggressively seeks to meet the challenge of providing education and skills development for under-credited adults (ages 18 and older). Our goal is to empower and prepare adult students for postsecondary education success, viable employment, and lifelong learning in the District of Columbia's knowledge-based economy. In addition to staffing that supports a student-to-counselor ratio of 50 to 1, we have created a Case Management Unit that focuses on identifying and connecting to a broad range of public and private social service supports. We have developed formal partnerships with more than 150 agencies and organizations to assist and encourage students with problem solving and crisis avoidance. We have also developed and implemented workshops in critical thinking and time management to support our students in developing new habits that foster their progress.

Community College Preparatory Academy PCS

2017 School Quality Report

(2016–17)

Adult Education



Weighted Score

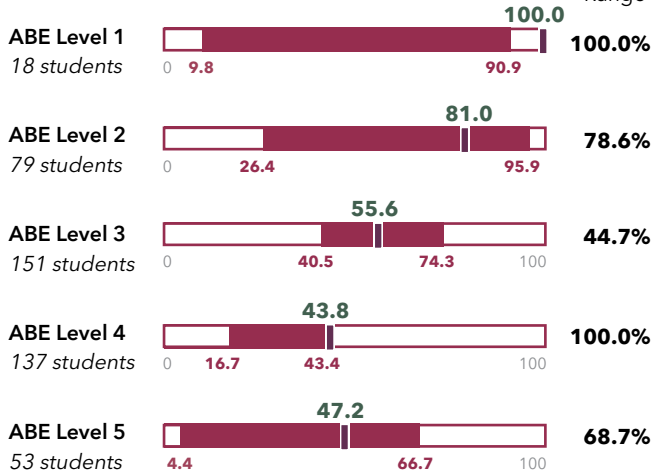
Student Progress: Improvement of One or More National Reporting System (NRS) Levels

72.3%

Adult Basic Education (ABE) Performance

Weighted ABE Score: 73.3%

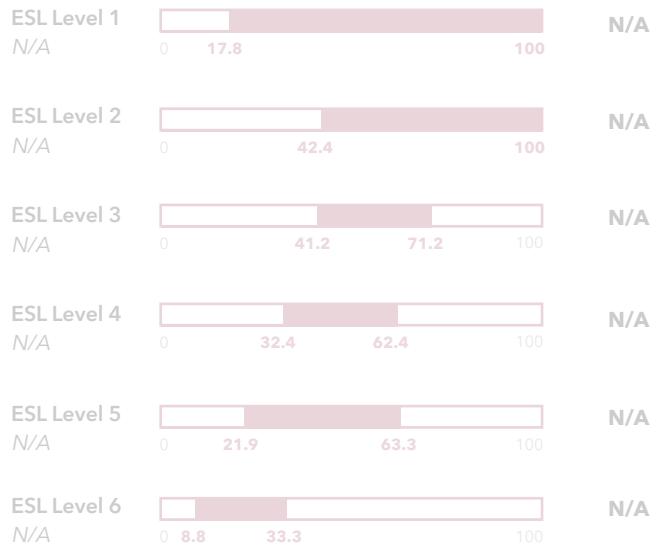
Percent of Range



English as a Second Language (ESL) Performance

Weighted ESL Score:

Percent of Range



† Levels with results less than 10 students are not displayed but are still included in the final score.

78.2% percent of eligible ABE students were pre- and post-tested

Student Achievement: GED or NEDP Attainment *

45.6%

Obtained Secondary Credential

10 students attempted a secondary diploma



GED Subject Test Achievement

90 students attempted a GED subject test, Participation Rate: 90.5%



Earned High Level Certification**

63 students attempted the CompTIA A+ certification



College and Career Readiness: Employment and Postsecondary Outcomes[†]

96.3%

Entered Employment or Entered Post secondary

80 students responded to the survey, Response Rate: 100.0%[†]



Retained Employment or Entered Post secondary

128 students responded to the survey, Response Rate: 94.5%[†]



Leading Indicators: Predictors of Future Student Progress and Achievement

78.1%

Attendance

In-seat attendance



Retention

Percent of students who were enrolled at the school who took both an academic pre-test and post-test



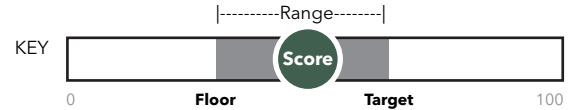
TIER 2

Community College Preparatory Academy PCS

2017 School Quality Report

(2016–17)

Adult Education



Mission Specific Goals: Progress on programming unique to the school's mission

Certification

Percentage of students enrolled in the HVAC certification program who earn the HVAC certification (Type I, Type II and Type III)



Certification

Percent of exiting students enrolled in Microsoft Office Suite (MOS) Word course for 75+ hours or more earning a MOS Word certificate



Certification

Percentage of exiting students enrolled in A+ course for 120+ hours who earn an A+ certification



* General Educational Development (GED) or National External Diploma Program (NEDP).

** A high level certification is an industry-recognized career and technical education (CTE) certification that includes rigorous assessments and requirements and leads to higher wages in a high-demand field. This measure is displayed only for 2016-17.

† 51.7 percent of exiting students are estimated to be out of the labor force and therefore not included in College and Career Readiness measures or response rates.

‡ Percent of students successfully contacted via Career and College Readiness Surveys by the school.