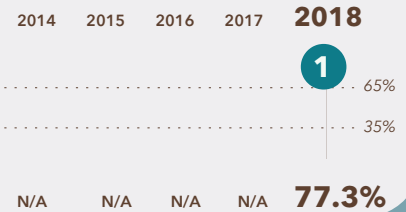


District of Columbia International School (High School)

1400 Main Drive NW
Washington, DC 20012

202-808-9033
www.dcinternationalschool.org

TIER SCORES



School Profile (2018–19)

Board Chair

Andrea Lachenmayr

Executive Director

Mary Shaffner

Grades Served

Current Grades Future Grades

PK3 PK4 K 1

2 3 4 5

6 7 8 9

10 11 12 Adult Ed

Is part of the PK-12 DCI network.

Principals

Deidra Bailey

Laurel Schwartz

First School Year

2014-15

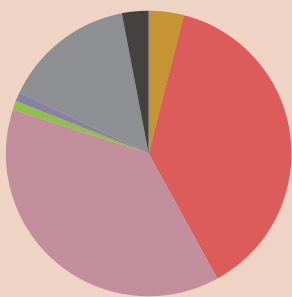
Tier Explanations

- 1 High Performing**
(65.0% – 100.0%)
- 2 Mid Performing**
(35.0% – 64.9%)
- 3 Low Performing**
(0.0% – 34.9%)

For schools serving grades PK-12, DC PCSB uses the **Performance Management Framework (PMF)** to assess school-wide academic performance. Schools are rated by tiers: **Tier 1** schools meet standards of high performance; **Tier 2** schools fall short of high performance standards but meet minimum overall performance standards; and **Tier 3** schools fall significantly short of high performance standards, showing inadequate performance.

Student Demographics (2017–18)

Total Enrollment
804



Asian	3.5%
Black Non-Hispanic	38.9%
Hispanic / Latino	38.2%
Native American / Alaska Native	0.7%
Pacific Islander / Native Hawaiian	0.1%
White Non-Hispanic	15.2%
Multiracial	3.4%

English Language Learner
8.3%

Economically Disadvantaged
51.6%

Special Education
14.2%

At-Risk Population
19.3%

A Note from the School

District of Columbia International School (DCI) is an International Baccalaureate World School that offers advanced Chinese, French, and Spanish language instruction in a technology-rich learning environment. DCI is adding a grade every year, growing to 12th grade by 2020. Our mission is to inspire inquiring, engaged, knowledgeable, and caring secondary students who are multilingual, culturally competent, and committed to proactively creating a socially just and sustainable world. Our mission is reflected in our core classes, electives, and clubs and sports. DCI member school students (DC Bilingual, Elsie Whitlow Stokes, LAMB, Mundo Verde, and Yu Ying) receive preference to attend, and the school also accepts students from the MySchoolDC lottery.

District of Columbia International School (High School)

2018 School Quality Report

(2017–18)

Grades Measured: 9–10



Points Earned
out of
Points Possible

Percent of
Possible
Points

Student Progress (7.5 points): Academic Improvement Over Time

Growth on the state assessment in
English Language Arts



0.5 out of 7.5

7.1%

Growth on the state assessment in
Mathematics†



0.0 out of 0.0

N/A

Student Achievement (20 points): Approaching, Meeting, or Exceeding College and Career Ready Standards

PARCC: English Language Arts

Approaching College and
Career Ready and Above



2.7 out of 5.0

54.9%

College and Career Ready



5.0 out of 5.0

100.0%

PARCC: Mathematics

Approaching College and
Career Ready and Above



1.8 out of 5.0

35.5%

College and Career Ready



5.0 out of 5.0

100.0%

Gateway (5.0 points): Outcomes that Predict College and Career Readiness

9th Grade on Track to Graduate



5.0 out of 5.0

100.0%

Graduation Rate

Four-Year Graduation Rate (Prior Year)



0.0 out of 0.0

N/A

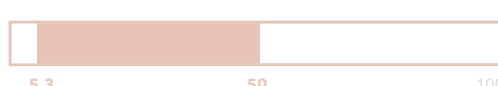
Five-Year Graduation Rate



0.0 out of 0.0

N/A

PSAT Performance (11th grade)*



0.0 out of 0.0

N/A

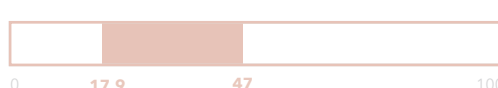
SAT/ACT Performance (12th grade)**



0.0 out of 0.0

N/A

SAT/ACT College and Career Ready: English
Language Arts



0.0 out of 0.0

N/A

SAT/ACT College and Career Ready: Mathematics



0.0 out of 0.0

N/A

College Acceptance Rate



0.0 out of 0.0

N/A

**College Readiness: Advanced Placement/
International Baccalaureate/Dual
Enrollment Achievement/CTE Certificate**



0.0 out of 0.0

N/A

District of Columbia International School (High School)

2018 School Quality Report

(2017–18)

Grades Measured: 9–10




Points Earned
out of
Points Possible

Percent of
Possible
Points

School Environment (22.5 points): Predictors of Future Student Progress and Achievement

Attendance

In-seat attendance



12.5 out of 12.5

100.0%

Re-enrollment

Percent of students eligible to re-enroll



10.0 out of 10.0

100.0%

TOTAL SCORE

TIER 1

42.5 out of 55.0

77.3%

* PSAT Performance: Score of at least 850 on Evidence-based Reading and Writing and math combined.

** SAT/ACT Performance: Score of at least 890 on Evidence-based Reading and Writing and math combined on the SAT or a composite score of 16 on the ACT.

*** SAT/ACT College and Career Ready Measures: A score of at least 480 Evidence-based Reading and Writing and a score of at least 530 on math. These benchmarks are from the College Board and align with students earning a C or higher in a related subject in their first semester at college.

† The school's state assessment in math, the Integrated Math II assessment, did not include enough students at the state-level to calculate comparative growth scores for the 2017-18 school year.