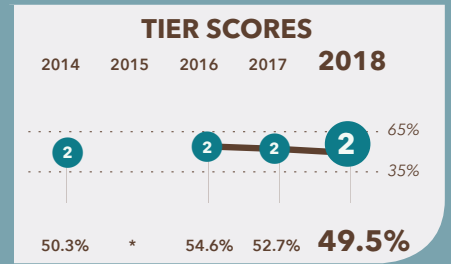


# Hope Community PCS - Tolson

2917 8th Street NE  
Washington, DC 20017

202-832-7370  
www.imaginehopetolson.org



## School Profile (2018–19)

### Board Chair

Chris Cody

### Regional Director

Carolyn Davis, Ed.D.

### Grades Served

● Current Grades ● Future Grades

● PK3 ● PK4 ● K ● 1

● 2 ● 3 ● 4 ● 5

● 6 ● 7 ● 8 ○ 9

○ 10 ○ 11 ○ 12 ○ Adult Ed

Is part of a PK-8 network.

### Principal

Georgia McElroy

### First School Year

2005-06

## Tier Explanations

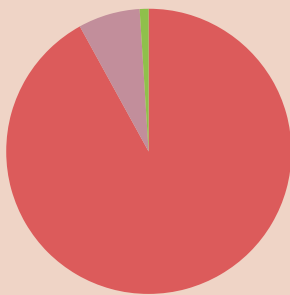
- 1 High Performing**  
(65.0% – 100.0%)
- 2 Mid Performing**  
(35.0% – 64.9%)
- 3 Low Performing**  
(0.0% – 34.9%)

For schools serving grades PK-12, DC PCSB uses the **Performance Management Framework (PMF)** to assess school-wide academic performance. Schools are rated by tiers: **Tier 1** schools meet standards of high performance; **Tier 2** schools fall short of high performance standards but meet minimum overall performance standards; and **Tier 3** schools fall significantly short of high performance standards, showing inadequate performance.

\* Due to the change in the state assessment, scores and tiers were not displayed in 2014-15.

## Student Demographics (2017–18)

Total Enrollment  
467



Asian	0.0%
Black Non-Hispanic	92.7%
Hispanic / Latino	7.1%
Native American / Alaska Native	0.2%
Pacific Islander / Native Hawaiian	0.0%
White Non-Hispanic	0.0%
Multiracial	0.0%

**English Language Learner**  
10.9%

**Economically Disadvantaged**  
91.9%

**Special Education**  
12.8%

**At-Risk Population**  
57.0%

## A Note from the School

Hope Community PCS’s mission is to shape the hearts and minds of our students positively by providing them with an academically rigorous, content-rich curriculum, an environment in which character is modeled and promoted, and a community in which to build trusting relationships with others. This embodies our Academic Excellence Framework, comprising our leaders, teachers, students, parents, and governing board. Hope Community PCS accomplishes this mission through a school environment that helps students gain confidence and hope for their futures and provides students with service learning opportunities as they acquire a sense of joy and satisfaction that comes through diligent effort and attention to their daily work.

# Hope Community PCS - Tolson

## 2018 School Quality Report

(2017-18)

### Grades Measured: PK3-8



Points Earned  
out of  
Points Possible

Percent of  
Possible  
Points

#### Student Progress (35 points): Academic Improvement Over Time

Growth on the state assessment in English Language Arts



6.5 out of 17.5

37.0%

Growth on the state assessment in mathematics



7.6 out of 17.5

43.3%

#### Student Achievement (25 points): Approaching, Meeting, or Exceeding College and Career Ready Standards

PARCC: English Language Arts

Approaching College and Career Ready and Above



3.9 out of 7.5

51.9%

College and Career Ready



1.7 out of 5.0

34.7%

PARCC: Mathematics

Approaching College and Career Ready and Above



3.4 out of 7.5

44.7%

College and Career Ready



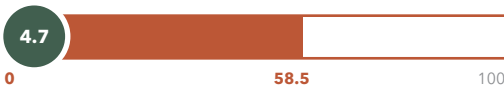
1.1 out of 5.0

21.2%

#### Gateway (10 points): Outcomes in Key Subjects that Predict Future Educational Success (returning students)

3rd Grade English Language Arts

College and Career Ready



0.4 out of 5.0

8.0%

8th Grade Mathematics

College and Career Ready



1.2 out of 5.0

23.2%

#### School Environment (30 points): Predictors of Future Student Progress and Achievement

Attendance

In-seat attendance



9.0 out of 9.0

100.0%

Re-enrollment

Percent of students eligible to re-enroll



5.0 out of 9.0

55.0%

Teacher Interaction Observations: Classroom Assessment

Scoring System (CLASS)

Emotional Support



4.0 out of 4.0

100.0%

Classroom Organization



2.9 out of 4.0

71.9%

Instructional Support



2.8 out of 4.0

69.0%

**TOTAL SCORE**

**TIER 2**

49.5 out of 100

**49.5%**

# Hope Community PCS - Tolson

## 2018 School Quality Report

(2017–18)

### Grades Measured: PK3–8



#### Additional Measures: Early Childhood Student Outcomes on School-Selected Assessments

##### PK Pre-Literacy: CIRCLE Progress Monitoring

Percent of students who met or exceeded the publisher's expectations for achievement at the end of the year



##### PK Math: CIRCLE Progress Monitoring

Percent of students who met or exceeded the publisher's expectations for achievement at the end of the year



##### K-2 Reading: STAR Reading

Percent of students who met or exceeded the publisher's expectations for achievement at the end of the year



##### K-2 Math: STAR Math and mCLASS: Math

Percent of students who met or exceeded the publisher's expectations for achievement at the end of the year

