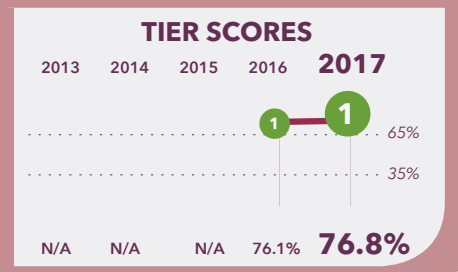


# District of Columbia International School

1400 Main Drive NW  
Washington, DC 20012

202-808-9033  
www.dcinternationalschool.org



## School Profile (2017–18)


### Board Chair

Andrea Lachenmayr

### Executive Director

Mary Shaffner

### Grades Served



### Principal

Simon Rodberg

### First School Year

2014-15

Is part of the PK-12 DCI network.

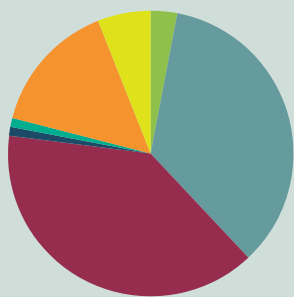
## Tier Explanations

- 1 High Performing**  
(65.0% - 100.0%)
- 2 Mid Performing**  
(35.0% - 64.9%)
- 3 Low Performing**  
(0.0% - 34.9%)

For schools serving grades PK-12, DC PCSB uses the **Performance Management Framework (PMF)** to assess school-wide academic performance. Schools are rated by tiers: **Tier 1** schools meet standards of high performance; **Tier 2** schools fall short of high performance standards but meet minimum overall performance standards; and **Tier 3** schools fall significantly short of high performance standards, showing inadequate performance.

## Student Demographics (2016–17)

Total Enrollment  
520



Asian	2.7%
Black Non-Hispanic	35.2%
Hispanic / Latino	40.2%
Native American / Alaska Native	1.2%
Pacific Islander / Native Hawaiian	0.2%
White Non-Hispanic	15.0%
Multiracial	5.6%

**English Language Learner**  
9.2%

**Economically Disadvantaged**  
50.8%

**Special Education**  
16.3%

**At-Risk Population**  
20.6%

## A Note from the School

District of Columbia International School (DCI) is an International Baccalaureate World School that offers advanced Chinese, French, and Spanish language instruction in a technology-rich learning environment. DCI is adding a grade every year, growing to 12th grade by 2020. Our mission is to inspire inquiring, engaged, knowledgeable, and caring secondary students who are multilingual, culturally competent, and committed to proactively creating a socially just and sustainable world. Our mission is reflected in our core classes, electives, and clubs and sports. DCI member school students (DC Bilingual, Elsie Whitlow Stokes, LAMB, Mundo Verde, and Yu Ying) receive preference to attend, and the school also accepts students from the MySchoolDC lottery.

# District of Columbia International School

## 2017 School Quality Report

(2016–17)

**Grades Measured: 6–9**



Points Earned  
out of  
Points Possible

Percent of  
Possible  
Points

### Student Progress (40 points): Academic Improvement Over Time

Growth on the state assessment in English Language Arts



13.3 out of 20.0

66.5%

Growth on the state assessment in mathematics



13.7 out of 20.0

68.5%

### Student Achievement (30 points): Approaching, Meeting, or Exceeding College and Career Ready Standards

PARCC: English Language Arts

Approaching College and Career Ready and Above



7.0 out of 9.0

77.5%

College and Career Ready



5.7 out of 6.0

94.8%

PARCC: Mathematics

Approaching College and Career Ready and Above



6.6 out of 9.0

73.5%

College and Career Ready



3.9 out of 6.0

65.3%

### Gateway (10 points): Outcomes in Key Subjects that Predict Future Educational Success (returning students)

3rd Grade English Language Arts

College and Career Ready



0.0 out of 0.0

N/A

8th Grade Mathematics

College and Career Ready



6.9 out of 10.0

68.8%

### School Environment (20 points): Predictors of Future Student Progress and Achievement

Attendance

In-seat attendance



9.8 out of 10.0

98.0%

Re-enrollment

Percent of students eligible to re-enroll



9.9 out of 10.0

99.2%

**TOTAL SCORE**

**TIER 1**

76.8 out of 100

**76.8%**