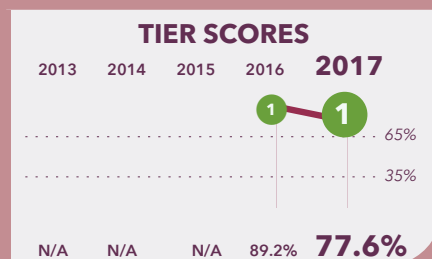


KIPP DC - Discover Academy PCS

2600 Douglass Road SE
Washington, DC 20020

202-678-7735
www.kippdc.org



School Profile (2017-18)

Board Chair


Terry Golden

Founder/CEO

Susan Schaeffler

Grades Served

Current Grades Future Grades



Is part of a PK-12 network.

Principal

Sommer Wynn

First School Year

2009-10

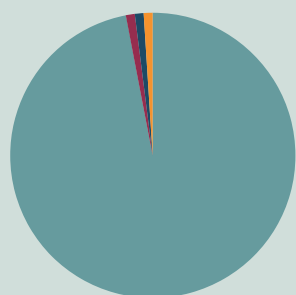
Tier Explanations

- 1 High Performing**
(65.0% - 100.0%)
- 2 Mid Performing**
(35.0% - 64.9%)
- 3 Low Performing**
(0.0% - 34.9%)

For schools serving grades PK-12, DC PCSB uses the **Performance Management Framework (PMF)** to assess school-wide academic performance. Schools are rated by tiers: **Tier 1** schools meet standards of high performance; **Tier 2** schools fall short of high performance standards but meet minimum overall performance standards; and **Tier 3** schools fall significantly short of high performance standards, showing inadequate performance.

Student Demographics (2016-17)

Total Enrollment
352



Asian	0.0%
Black Non-Hispanic	98.9%
Hispanic / Latino	0.6%
Native American / Alaska Native	0.3%
Pacific Islander / Native Hawaiian	0.0%
White Non-Hispanic	0.3%
Multiracial	0.0%

English Language Learner
0.0%

Economically Disadvantaged
>60%*

Special Education
9.4%

At-Risk Population
64.2%

* Community Eligible Schools serve at least 60% low-income students and offer free school meals to all students.

A Note from the School

KIPP DC PCS is a network of high-performing, college preparatory public charter schools in Washington, DC. Our mission is to create and sustain the highest-quality school system for the most underserved communities in the city. All KIPP DC schools are tuition-free, open enrollment schools, and actively recruit and serve students in the city's most under-resourced communities. At KIPP DC, there are no shortcuts. Outstanding educators and staff, more time in school, a rigorous college preparatory curriculum, and a strong culture of achievement and support help our students make significant academic gains and continue to excel in high school and college.

KIPP DC - Discover Academy PCS

2017 School Quality Report

(2016–17)

Grades Measured: PK3-K



Points Earned
out of
Points Possible

Percent of
Possible
Points

Student Progress (50 points): Academic Improvement Over Time

Growth on the school's NWEA MAP assessment in reading



11.6 out of 25.0

46.3%

Growth on the school's NWEA MAP assessment in mathematics



25.0 out of 25.0

100.0%

School Environment (50 points): Predictors of Future Student Progress and Achievement

Attendance

In-seat attendance



7.7 out of 10.0

77.0%

Re-enrollment

Percent of students eligible to re-enroll



8.8 out of 10.0

88.0%

Teacher Interaction Observations: Classroom Assessment Scoring System (CLASS)

Emotional Support



10.0 out of 10.0

100.0%

Classroom Organization



10.0 out of 10.0

100.0%

Instructional Support



4.5 out of 10.0

45.0%

TOTAL SCORE

TIER 1

77.6 out of 100

77.6%

Additional Measures: Early Childhood Student Outcomes on School-Selected Assessments

PK Pre-Literacy: Peabody Picture Vocabulary Test (PPVT)

Percent of students who met or exceeded the publisher's expectations for achievement at the end of the year



PK Math: Test of Early Mathematics Ability (TEMA)

Percent of students who met or exceeded the publisher's expectations for achievement at the end of the year

