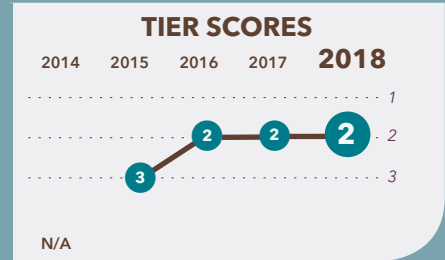


LAYC Career Academy PCS

3224 16th Street NW
Washington, DC 20010

202-319-2228
www.laycca.org



School Profile (2018–19)

Board Chair

Elizabeth Burrell

Executive Director

Nicole Hanrahan

Programs Offered

Day classes

- Dual Enrollment
- Medical Assistant
- Computer Skills

Principal

Jacqueline Fernandez-Romero

First School Year

2012-13

Ages Served

Serves ages 16 to 24

Diplomas Offered

- English GED

Adult Education Tier Explanations

- 1 High Performing**
- 2 Mid Performing**
- 3 Low Performing**

For schools serving adult populations, DC PCSB uses the **Adult Education Performance Management Framework (PMF)** to assess school-wide academic performance.

Schools are rated by tiers:

Tier 1 schools meet at least 65.0% in all categories.

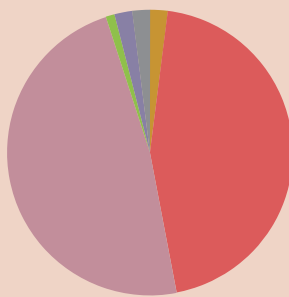
Tier 2 schools meet at least 35.0% on 3 out of 4 categories and not less than 20.0% on the fourth category.

Tier 3 schools do not meet 35.0% in more than one category and less than 20.0% in one.

Student Demographics (2017–18)

Total Enrollment

136



Asian	1.5%
Black Non-Hispanic	45.6%
Hispanic / Latino	48.5%
Native American / Alaska Native	0.7%
Pacific Islander / Native Hawaiian	1.5%
White Non-Hispanic	2.2%
Multiracial	0.0%

A Note from the School

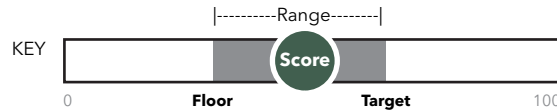
The LAYC Career Academy PCS provides a bridge between high school and college or careers for older youth ages 16 to 24 in the District of Columbia. The school provides students with college credits, a rigorous and self-paced GED program, a college preparatory curriculum, literacy, numeracy, and career training in the health care and information technology fields. Ninety five percent of LAYC Career Academy PCS students are working or in school within six months of graduating.

LAYC Career Academy PCS

2018 School Quality Report

(2017–18)

Adult Education



Weighted Score

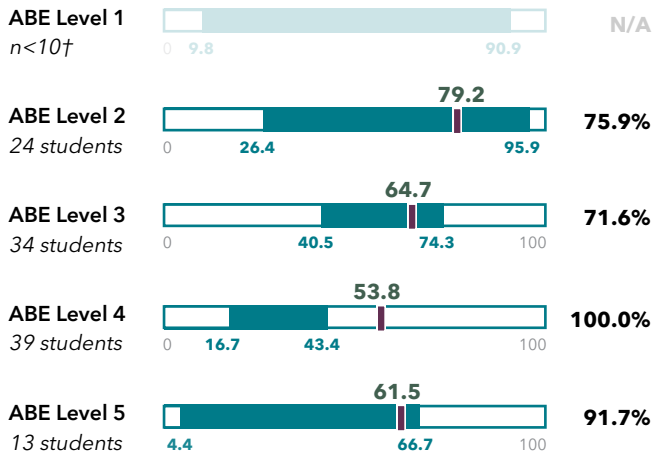
Student Progress: Improvement of One or More National Reporting System (NRS) Levels

73.6%

Adult Basic Education (ABE) Performance

Weighted ABE Score: 85.0%

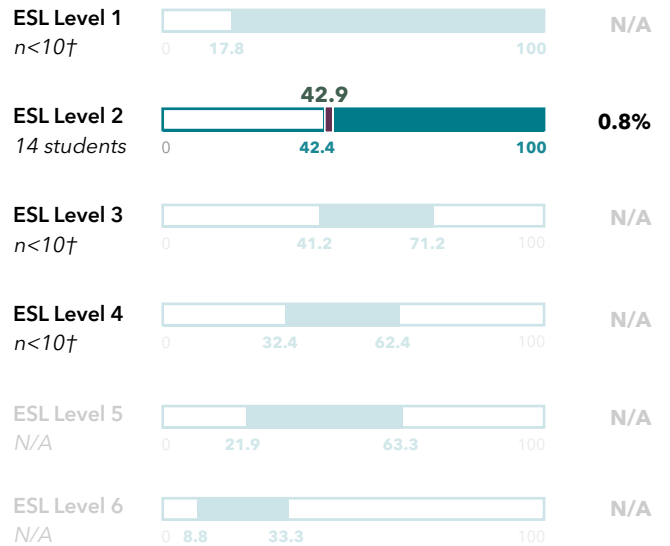
Percent of Range



English as a Second Language (ESL) Performance

Weighted ESL Score: 23.2

Percent of Range




† Levels with results less than 10 students are not displayed but are still included in the final score.

68.8% of eligible ABE students were pre- and post-tested

75.9% of eligible ESL students were pre- and post-tested

Student Achievement: GED or NEDP Attainment *

65.7%




College and Career Readiness: Employment and Postsecondary Outcomes†

91.9%



Leading Indicators: Predictors of Future Student Progress and Achievement

50.1%



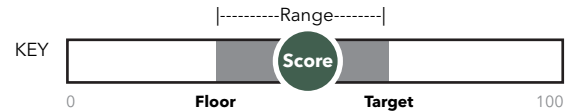
TIER 2

LAYC Career Academy PCS

2018 School Quality Report

(2017–18)

Adult Education



Mission Specific Goals: Progress on programming unique to the school's mission

Certification***

Percent of graduates earning MOS or IC3 certifications



College Credit

Percent of College Credits earned of Credits attempted



* General Educational Development (GED) or National External Diploma Program (NEDP).

** A high level certification is an industry-recognized career and technical education (CTE) certification that includes rigorous assessments and requirements and leads to higher wages in a high-demand field. This measure is displayed only for 2017-18.

† 0.0 percent of exiting students are estimated to be out of the labor force and therefore not included in College and Career Readiness measures or response rates.

‡ Percent of students successfully contacted via Career and College Readiness Surveys by the school.

*** Results with fewer than 10 students are not displayed.