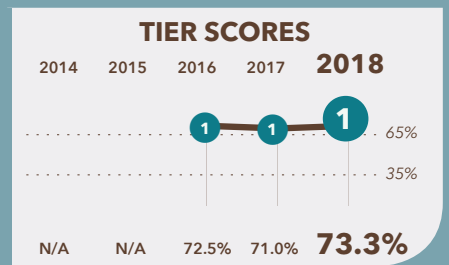


Mundo Verde Bilingual PCS

30 P Street NW
Washington, DC 20001

202-750-7060
www.mundoverdepcs.org



School Profile (2018–19)

Board Chair

Corey Ealons

Executive Director

Kristin Scotchmer

Grades Served

Current Grades Future Grades

PK3 PK4 K 1

2 3 4 5

6 7 8 9

10 11 12 Adult Ed

Is part of the PK-12 DCI network.

Chief Schools Officer

Dahlia Aguilar

First School Year

2011-12

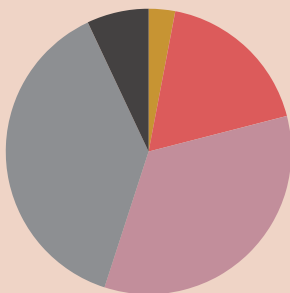
Tier Explanations

- 1 High Performing**
(65.0% – 100.0%)
- 2 Mid Performing**
(35.0% – 64.9%)
- 3 Low Performing**
(0.0% – 34.9%)

For schools serving grades PK-12, DC PCSB uses the **Performance Management Framework (PMF)** to assess school-wide academic performance. Schools are rated by tiers: **Tier 1** schools meet standards of high performance; **Tier 2** schools fall short of high performance standards but meet minimum overall performance standards; and **Tier 3** schools fall significantly short of high performance standards, showing inadequate performance.

Student Demographics (2017–18)

Total Enrollment
578



Asian	2.6%
Black Non-Hispanic	18.3%
Hispanic / Latino	34.1%
Native American / Alaska Native	0.0%
Pacific Islander / Native Hawaiian	0.0%
White Non-Hispanic	38.1%
Multiracial	6.9%

English Language Learner
21.5%

Economically Disadvantaged
27.7%

Special Education
11.4%

At-Risk Population
11.1%

A Note from the School

Mundo Verde aims to foster high levels of academic achievement among a diverse group of students by preparing them to be successful and compassionate global stewards of their communities. Mundo Verde is an EL Education, language immersion school where students in PK-kindergarten are taught and assessed exclusively in Spanish, and 50 percent of instruction in grades 1-5 is in Spanish.

Mundo Verde Bilingual PCS

2018 School Quality Report

(2017–18)

Grades Measured: PK3–5



Points Earned
out of
Points Possible

Percent of
Possible
Points

Student Progress (35 points): Academic Improvement Over Time

Growth on the state assessment in
English Language Arts



11.8 out of 17.5

67.6%

Growth on the state assessment in
mathematics



10.3 out of 17.5

58.9%

Student Achievement (25 points): Approaching, Meeting, or Exceeding College and Career Ready Standards

PARCC: English Language Arts

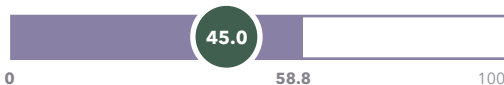
Approaching College and
Career Ready and Above



4.9 out of 7.5

65.5%

College and Career Ready



3.8 out of 5.0

76.5%

PARCC: Mathematics

Approaching College and
Career Ready and Above



5.1 out of 7.5

68.5%

College and Career Ready



3.7 out of 5.0

73.2%

Gateway (10 points): Outcomes in Key Subjects that Predict Future Educational Success (returning students)

3rd Grade English Language Arts

College and Career Ready



6.1 out of 10.0

60.6%

8th Grade Mathematics

College and Career Ready



0.0 out of 0.0

N/A

School Environment (30 points): Predictors of Future Student Progress and Achievement

Attendance

In-seat attendance



7.7 out of 9.0

86.0%

Re-enrollment

Percent of students eligible to re-enroll



9.0 out of 9.0

100.0%

Teacher Interaction Observations: Classroom Assessment
Scoring System (CLASS)

Emotional Support



4.0 out of 4.0

100.0%

Classroom Organization



3.5 out of 4.0

88.3%

Instructional Support



3.4 out of 4.0

84.1%

TOTAL SCORE

TIER 1

73.3 out of 100

73.3%

Mundo Verde Bilingual PCS

2018 School Quality Report

(2017–18)

Grades Measured: PK3–5

KEY



Additional Measures: Early Childhood Student Outcomes on School-Selected Assessments

PK Pre-Literacy: Teaching Strategies GOLD

Percent of students who met or exceeded the publisher's expectations for growth by the end of the year



PK Math: Teaching Strategies GOLD

Percent of students who met or exceeded the publisher's expectations for growth by the end of the year



PK Social Emotional Learning: Teaching Strategies GOLD

Percent of students who met or exceeded the publisher's expectations for growth by the end of the year



K-2 Reading: Fountas & Pinnell and EDL2 (Spanish)

Percent of students who met or exceeded the publisher's expectations for achievement at the end of the year



K-2 Math: Group Mathematics Assessment and Diag. Evaluation (GMADE)

Percent of students who met or exceeded the publisher's expectations for achievement at the end of the year



Mission Specific Goals: Progress on programming unique to the school's mission

Education for Sustainability Audit

Percent of points earned across the 15 domains of the Education for Sustainability assessment tool

