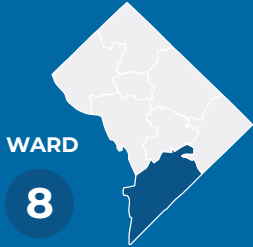




2019

School Quality Report



WARD

8

908 Wahler Place SE
(202) 562-1214
www.achievementprep.org/

Note from the School

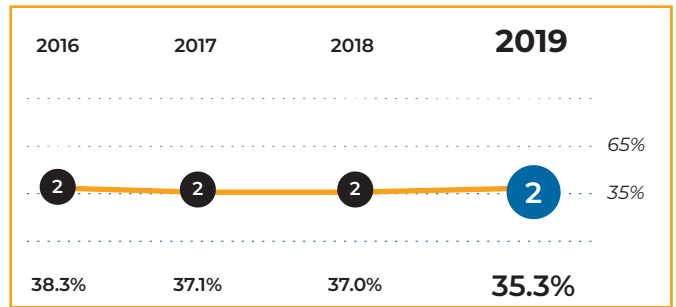
Achievement Prep prepares students to excel as high-achieving scholars and leaders in high school, college, and beyond. We believe in developing and fostering strong character in our scholars. Our scholars focus on the development and practice of Achievement Prep's DREAM values (determination, respect, enthusiasm, accountability, and mastery). Parents are our partners, and our partnership is the foundation for the ecosystem of support that will enhance our scholars' academic experience. At Achievement Prep we are transforming tomorrow today.

Achievement Preparatory Academy PCS - Wahler Place Middle School

Tier Explanations

- 1 High Performing**
(65.0% - 100%)
- 2 Mid Performing**
(35.0% - 64.9%)
- 3 Low Performing**
(0.0% - 34.9%)

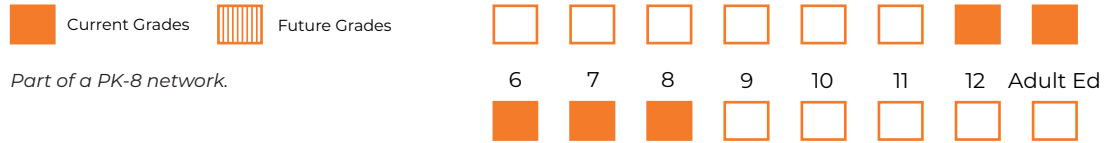
Tiers and Scores



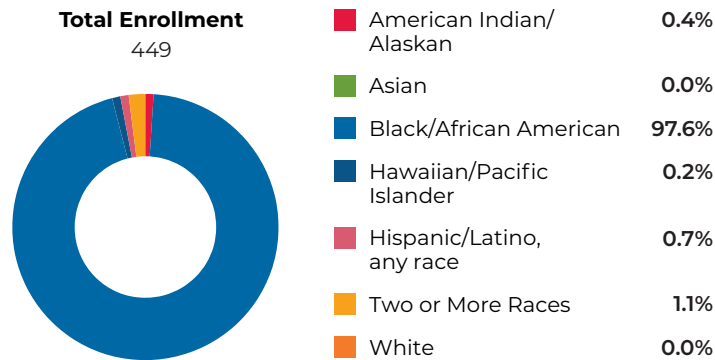
School Profile (2019–20)

Board Chair Jason Andrian	Chief Executive Officer Shantelle Wright	Principal Cyrkle Lomax	First School Year 2008-2009
-------------------------------------	--	----------------------------------	---------------------------------------

Grades Served



Student Demographics (2018–19)



English Learner
0.0%

Special Education
19.2%

At-Risk
65.3%

Achievement Preparatory Academy PCS - Wahler Place MS

2019 School Quality Report

2018–19 Grades Measured: 4 - 8



Points Earned Points Possible

Student Progress (40 points): Academic Improvement Over Time

Growth on the state assessment in English Language Arts



5.5 20.0

Growth on the state assessment in mathematics



6.3 20.0

Student Achievement (30 points): Approaching, Meeting, or Exceeding College and Career Ready Standards

PARCC: English Language Arts

Approaching College and Career Ready and Above



3.6 9.0

College and Career Ready



2.0 6.0

PARCC: Mathematics

Approaching College and Career Ready and Above



3.2 9.0

College and Career Ready

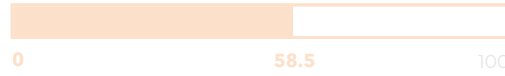


1.2 6.0

Gateway (5 points): Outcomes in Key Subjects that Predict Future Educational Success (returning students)

3rd Grade English Language Arts

College and Career Ready



0.0 5.0

8th Grade Mathematics

College and Career Ready



0.1 5.0

School Environment (20 points): Predictors of Future Student Progress and Achievement

Attendance

In-seat attendance



6.3 10.0

Re-enrollment

Percent of eligible students who re-enrolled



5.3 10.0

TOTAL SCORE 35.3

TIER 2

33.5 out of 95.0