




2750 14th Street NW
(202) 667-9490
www.appletreeinstitute.org

Note from the School

AppleTree Early Learning PCS provides young children with the social and emotional foundations that will help them succeed in school. AppleTree Early Learning PCS uses a research-based instructional program that supports the development of young children's language, literacy, and behavioral skills as well as their understanding of the world around them.

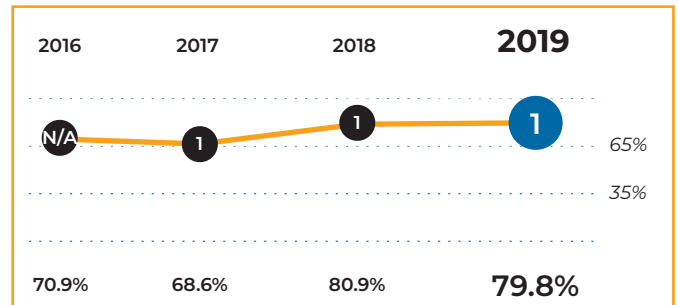
AppleTree Early Learning Center PCS - Columbia Heights



Tier Explanations

- 1 High Performing**
(65.0% - 100%)
- 2 Mid Performing**
(35.0% - 64.9%)
- 3 Low Performing**
(0.0% - 34.9%)

Tiers and Scores



School Profile (2019–20)

Board Chair

Jack McCarthy

Chief of Schools

Jamie Miles



Principal

Karen Stona

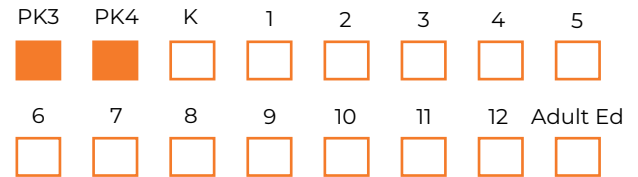
First School Year

2007-2008

Grades Served

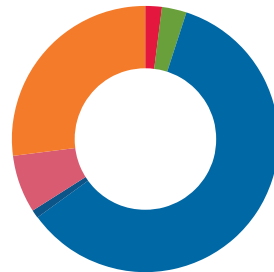
 Current Grades  Future Grades

Part of a PK network.



Student Demographics (2018–19)

Total Enrollment
154



American Indian/Alaskan	1.9%
Asian	2.6%
Black/African American	59.7%
Hawaiian/Pacific Islander	1.3%
Hispanic/Latino, any race	7.1%
Two or More Races	0.0%
White	27.3%

English Learner
24.0%

Special Education
7.1%

At-Risk
32.5%

AppleTree Early Learning Center PCS - Columbia Heights

2019 School Quality Report

2018–19 Grades Measured: PK3 - PK4



Points Earned Points Possible

Student Outcomes (45 points): Early Childhood School-Selected Assessments

PK Pre-Literacy: Every Child Ready (ECR)

Percent of students who met or exceeded the publisher's expectations for growth or achievement at the end of the year



12.6 15.0

PK Math: Every Child Ready (ECR)

Percent of students who met or exceeded the publisher's expectations for growth or achievement at the end of the year



12.3 15.0

PK Social Emotional Learning: Positive Behavior Rating Scale (PBRs)

Percent of students who met or exceeded the publisher's expectations for growth or achievement at the end of the year



7.3 15.0

School Environment (55 points): Predictors of Future Student Progress and Achievement

Attendance

In-seat attendance



5.8 10.0

Teacher Interaction Observations: Classroom Assessment Scoring System (CLASS)

Emotional Support



15.0 15.0

Classroom Organization



15.0 15.0

Instructional Support



11.8 15.0

TOTAL SCORE 79.8

TIER 1

79.8 out of **100**