




Note from the School

AppleTree Early Learning PCS provides young children with the social and emotional foundations that will help them succeed in school. AppleTree Early Learning PCS uses a research-based instructional program that supports the development of young children's language, literacy, and behavioral skills as well as their understanding of the world around them.

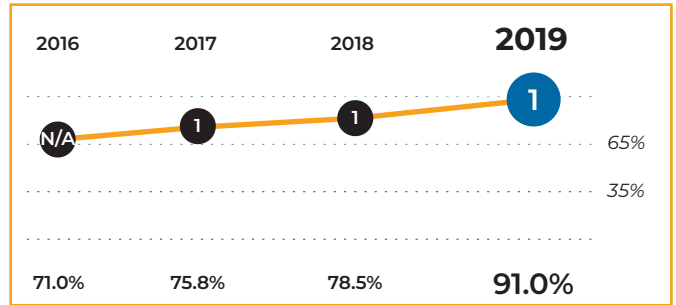
AppleTree Early Learning Center PCS - Lincoln Park



Tier Explanations

- 1 High Performing**
(65.0% - 100%)
- 2 Mid Performing**
(35.0% - 64.9%)
- 3 Low Performing**
(0.0% - 34.9%)

Tiers and Scores



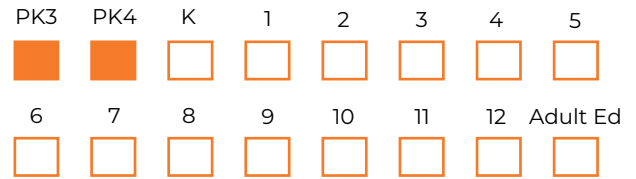
School Profile (2019–20)

Board Chair Jack McCarthy	Chief of Schools Jamie Miles	Principal Shirvon Smith	First School Year 2011-2012
-------------------------------------	--	-----------------------------------	---------------------------------------

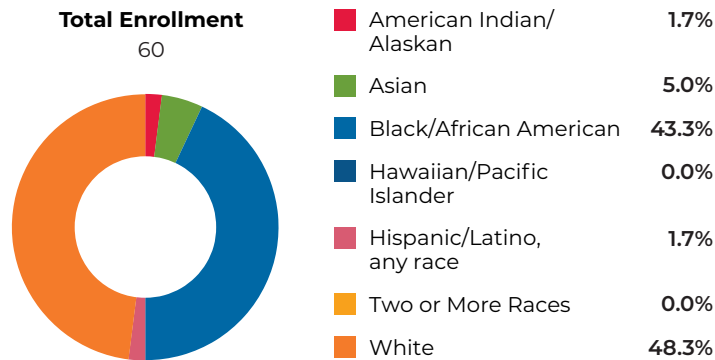
Grades Served

Current Grades
 Future Grades

Part of a PK network.



Student Demographics (2018–19)



English Learner
13.3%

Special Education
10.0%

At-Risk
26.7%

AppleTree Early Learning Center PCS - Lincoln Park

2019 School Quality Report

2018–19 Grades Measured: PK3 - PK4




Points Earned Points Possible

Student Outcomes (45 points): Early Childhood School-Selected Assessments

PK Pre-Literacy: Every Child Ready (ECR)

Percent of students who met or exceeded the publisher's expectations for growth or achievement at the end of the year



14.2 15.0

PK Math: Every Child Ready (ECR)

Percent of students who met or exceeded the publisher's expectations for growth or achievement at the end of the year



14.2 15.0

PK Social Emotional Learning: Positive Behavior Rating Scale (PBRs)

Percent of students who met or exceeded the publisher's expectations for growth or achievement at the end of the year



7.6 15.0

School Environment (55 points): Predictors of Future Student Progress and Achievement

Attendance

In-seat attendance



10.0 10.0

Teacher Interaction Observations: Classroom Assessment Scoring System (CLASS)

Emotional Support



15.0 15.0

Classroom Organization



15.0 15.0

Instructional Support



15.0 15.0

TOTAL SCORE 91.0

TIER 1

91.0 out of 100