




100 Gallatin Street NE
(202) 797-7337
www.briya.org

Note from the School

Briya PCS' mission is to strengthen families through culturally responsive two-generation education. Families enroll in the school together: parents study English for speakers of other languages, digital literacy, and parenting while their children receive a high-quality early education in dual-language, project-based Pre-K classes. Adult students in the highest-level English class have the opportunity to earn a high school diploma. The school also offers training for Medical Assistant and Child Development Associate credentials.

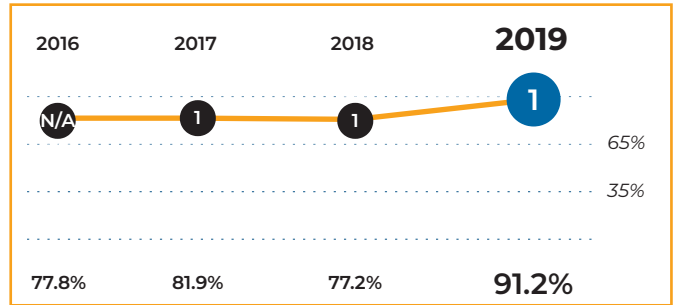
Briya PCS (Early Childhood)



Tier Explanations

- 1 High Performing**
(65.0% - 100%)
- 2 Mid Performing**
(35.0% - 64.9%)
- 3 Low Performing**
(0.0% - 34.9%)

Tiers and Scores



School Profile (2019–20)

Board Chair

Daniela Grigioni-Carozza

Executive Director

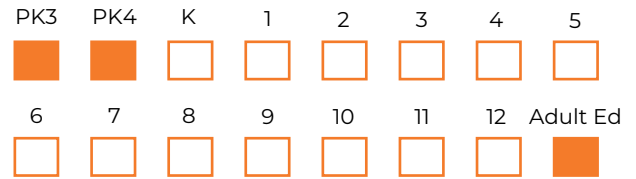
Christie McKay

First School Year

2006-2007

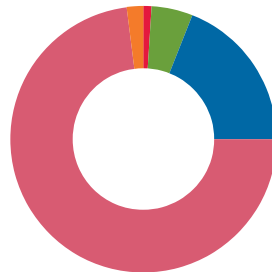
Grades Served

Current Grades
 Future Grades



Student Demographics (2018–19)

Total Enrollment
718



- American Indian/Alaskan 0.1%
- Asian 5.0%
- Black/African American 19.1%
- Hawaiian/Pacific Islander 0.0%
- Hispanic/Latino, any race 74.2%
- Two or More Races 0.0%
- White 1.5%

English Learner
82.3%

Special Education
20.3%

At-Risk
35.3%

Briya PCS (Early Childhood)

2019 School Quality Report

2018–19 Grades Measured: PK3 - PK4



Points Earned
Points Possible

Student Outcomes (45 points): Early Childhood School-Selected Assessments

PK Pre-Literacy: Teaching Strategies GOLD

Percent of students who met or exceeded the publisher's expectations for growth or achievement at the end of the year



15.0 15.0

PK Math: Teaching Strategies GOLD


Percent of students who met or exceeded the publisher's expectations for growth or achievement at the end of the year



15.0 15.0

PK Social Emotional Learning: Teaching Strategies GOLD

Percent of students who met or exceeded the publisher's expectations for growth or achievement at the end of the year



15.0 15.0

School Environment (55 points): Predictors of Future Student Progress and Achievement

Attendance

In-seat attendance



1.2 10.0

Teacher Interaction Observations: Classroom Assessment Scoring System (CLASS)

Emotional Support



15.0 15.0

Classroom Organization



15.0 15.0

Instructional Support



15.0 15.0

TOTAL SCORE 91.2

TIER 1

91.2 out of 100