



3701 Haynes Street NE  
(202) 398-2230  
www.chavezschools.org

## Note from the School

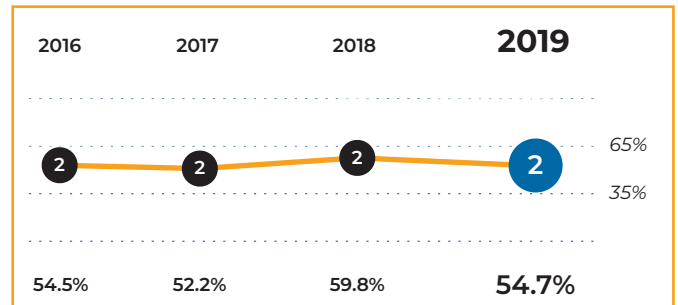
César Chávez PCS' mission is to prepare students to succeed in competitive colleges and to empower them to use public policy to create a more just, free, and equal world. Our vision is for our scholars to earn college degrees and lead lives of personal achievement as they engage in local and national public policy challenges.

# César Chávez PCS for Public Policy - Parkside High School

## Tier Explanations

- 1 High Performing**  
(65.0% - 100%)
- 2 Mid Performing**  
(35.0% - 64.9%)
- 3 Low Performing**  
(0.0% - 34.9%)

## Tiers and Scores



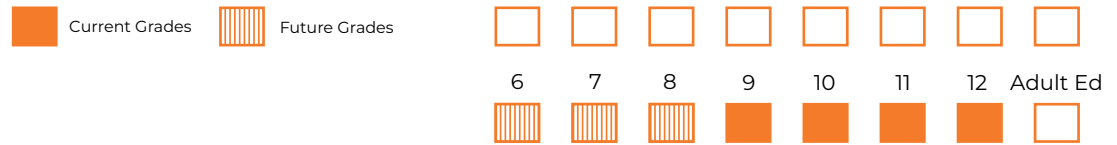
## School Profile (2019-20)

**Board Chair**  
Andre Bhatia

**Principal**  
Kourtney Miller

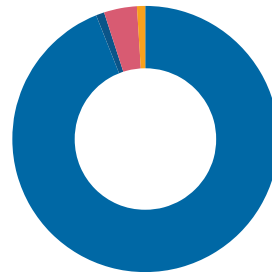
**First School Year**  
2004-2005

### Grades Served



## Student Demographics (2018-19)

**Total Enrollment**  
350



American Indian/Alaskan	0.0%
Asian	0.0%
Black/African American	94.9%
Hawaiian/Pacific Islander	0.3%
Hispanic/Latino, any race	4.6%
Two or More Races	0.3%
White	0.0%

**English Learner**  
2.6%

**Special Education**  
19.4%

**At-Risk**  
65.1%

# César Chávez PCS for Public Policy - Parkside High School

## 2019 School Quality Report

2018–19 Grades Measured: 9 - 12



Points Earned Points Possible

### Student Progress (7.5 points): Academic Improvement Over Time

Growth on the state assessment in English Language Arts



0.0 0.0

Growth on the state assessment in mathematics



4.7 7.5

### Student Achievement (20 points): Approaching, Meeting, or Exceeding College and Career Ready Standards

PARCC: English Language Arts  
Approaching College and Career Ready and Above



0.4 5.0

College and Career Ready



1.7 5.0

PARCC: Mathematics  
Approaching College and Career Ready and Above



1.5 5.0

College and Career Ready



0.0 5.0

### Gateway (42.5 points): Outcomes Aligned to College and Career Readiness

9th Grade on Track to Graduate



5.0 5.0

Four-Year Graduation Rate



3.6 4.0

Five-Year Graduation Rate



5.1 6.0

PSAT Performance (11th Grade)\*



1.8 5.0

SAT/ACT Performance (12th Grade)\*\*



2.2 5.0

SAT/ACT College and Career Ready:  
English Language Arts



0.7 2.5

SAT/ACT College and Career Ready: Mathematics



0.0 2.5

College Acceptance Rate



5.0 5.0

Advanced Placement, International Baccalaureate, Dual Enrollment Achievement, and CTE Certificate Performance



2.4 7.5

# César Chávez PCS for Public Policy - Parkside High School

2019 School Quality Report

2018–19 Grades Measured: 9 - 12



Points Earned Points Possible

## School Environment (22.5 points): Predictors of Future Student Progress and Achievement

**Attendance**  
In-seat attendance



10.2 12.5

**Re-enrollment**  
Percent of students eligible to re-enroll



6.3 10.0

**TOTAL SCORE 54.7**

**TIER 2**

**50.6 out of 92.5**

\* Score of at least 850 on Evidence-based Reading and Writing and math combined.

\*\* Score of at least 890 on Evidence-based Reading and Writing and math combined on the SAT or a composite score of 16 on the ACT. SAT/ACT College and Career Ready Measures: A score of at least 480 Evidence-based Reading and Writing and a score of at least 530 on math. These benchmarks are from the College Board and align with students earning a C or higher in a related subject in their first semester of college.