




100 Peabody Street NW
(202) 808-9800
www.ccpcs.org

Note from the School

Capital City PCS is recognized as a national model for innovation and excellence. The school offers a rigorous, engaging EL Education program, allowing students to complete in-depth learning expeditions. Our whole-child approach emphasizes social-emotional learning, arts integration, fitness/wellness, and after-school activities. Capital City's inclusive, diverse environment has low student-teacher ratios, Advanced Placement (AP) course offerings, and college counseling for all students. The school is in a renovated facility with a gym, a library, a garden, athletic fields, a makerspace, and a theater.

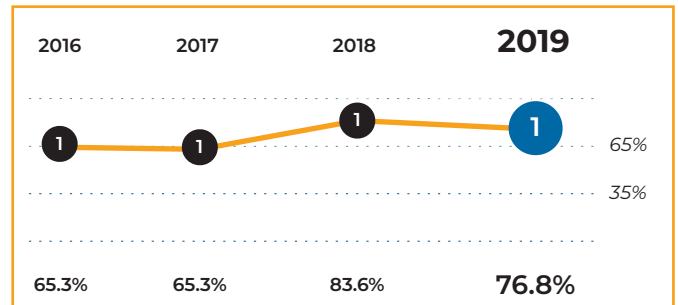
Capital City PCS - High School



Tier Explanations

- 1 High Performing**
(65.0% - 100%)
- 2 Mid Performing**
(35.0% - 64.9%)
- 3 Low Performing**
(0.0% - 34.9%)

Tiers and Scores



School Profile (2019-20)

Board Chair
Alison Arnold

Head of School
Karen Dresden

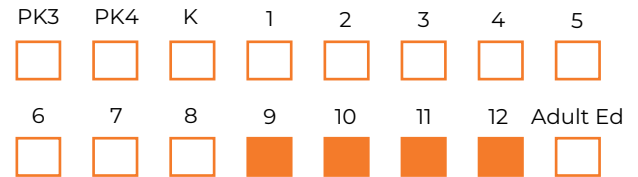
Principal
Belicia Reaves

First School Year
2008-2009

Grades Served

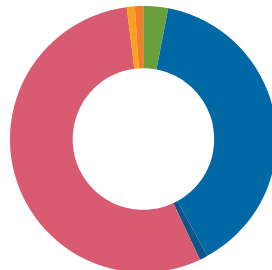
 Current Grades  Future Grades

Part of a PK-12 network.



Student Demographics (2018-19)

Total Enrollment
335



American Indian/Alaskan	0.0%
Asian	2.7%
Black/African American	38.8%
Hawaiian/Pacific Islander	0.3%
Hispanic/Latino, any race	55.5%
Two or More Races	1.2%
White	1.5%

English Learner
16.7%

Special Education
22.4%

At-Risk
43.6%

Capital City PCS - High School

2019 School Quality Report

2018–19 Grades Measured: 9 - 12



Points Earned Points Possible

Student Progress (15 points): Academic Improvement Over Time

Growth on the state assessment in English Language Arts



2.8 7.5

Growth on the state assessment in mathematics



7.5 7.5

Student Achievement (20 points): Approaching, Meeting, or Exceeding College and Career Ready Standards

PARCC: English Language Arts
Approaching College and Career Ready and Above



1.0 5.0

College and Career Ready



2.3 5.0

PARCC: Mathematics
Approaching College and Career Ready and Above



1.9 5.0

College and Career Ready



3.9 5.0

Gateway (42.5 points): Outcomes Aligned to College and Career Readiness

9th Grade on Track to Graduate



3.5 5.0

Four-Year Graduation Rate



3.3 4.0

Five-Year Graduation Rate



4.9 6.0

PSAT Performance (11th Grade)*



4.0 5.0

SAT/ACT Performance (12th Grade)**



4.1 5.0

SAT/ACT College and Career Ready:
English Language Arts



2.5 2.5

SAT/ACT College and Career Ready: Mathematics



1.9 2.5

College Acceptance Rate



5.0 5.0

Advanced Placement, International Baccalaureate, Dual Enrollment Achievement, and CTE Certificate Performance



7.5 7.5

Capital City PCS - High School

2019 School Quality Report

2018–19 Grades Measured: 9 - 12



Points Earned **Points Possible**

School Environment (22.5 points): Predictors of Future Student Progress and Achievement

Attendance
In-seat attendance



10.7

12.5

Re-enrollment
Percent of students eligible to re-enroll



10.0

10.0

TOTAL SCORE 76.8

TIER 1

76.8 *out of* **100**

* Score of at least 850 on Evidence-based Reading and Writing and math combined.

** Score of at least 890 on Evidence-based Reading and Writing and math combined on the SAT or a composite score of 16 on the ACT. SAT/ACT College and Career Ready Measures: A score of at least 480 Evidence-based Reading and Writing and a score of at least 530 on math. These benchmarks are from the College Board and align with students earning a C or higher in a related subject in their first semester of college.