



100 Peabody Street NW
(202) 808-9800
www.ccpcs.org

Note from the School

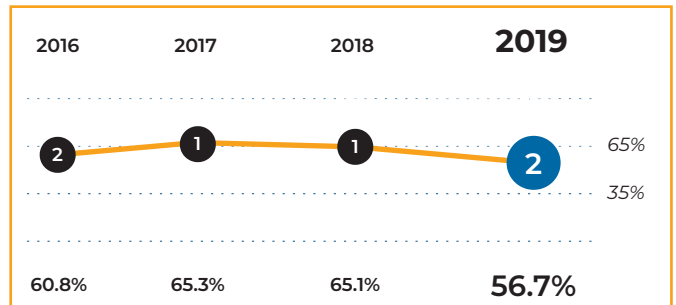
Capital City PCS is recognized as a national model for innovation and excellence. The school offers a rigorous, engaging EL Education program, allowing students to complete in-depth learning expeditions. Our whole-child approach emphasizes social-emotional learning, arts integration, fitness/wellness, and after-school activities. Capital City's inclusive, diverse environment has low student-teacher ratios for tailored instruction. The school is in a renovated facility with a gym, a library, a garden, athletic fields, a makerspace, and a theater.

Capital City PCS - Lower School

Tier Explanations

- 1 High Performing**
(65.0% - 100%)
- 2 Mid Performing**
(35.0% - 64.9%)
- 3 Low Performing**
(0.0% - 34.9%)

Tiers and Scores



School Profile (2019–20)

Board Chair

Nick Rodriguez

Head of School

Karen Dresden

Principal

Michelle Johnson

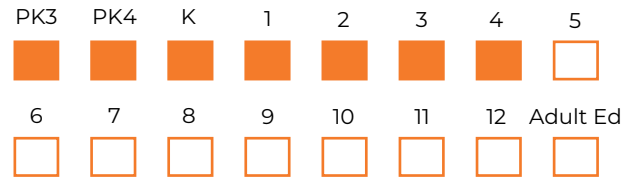
First School Year

2000-2001

Grades Served

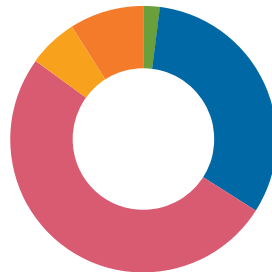
Current Grades
 Future Grades

Part of a PK-12 network.



Student Demographics (2018–19)

Total Enrollment
323



American Indian/Alaskan	0.0%
Asian	1.9%
Black/African American	32.2%
Hawaiian/Pacific Islander	0.0%
Hispanic/Latino, any race	51.1%
Two or More Races	5.6%
White	9.3%

English Learner
44.3%

Special Education
14.9%

At-Risk
34.4%

Capital City PCS - Lower School

2019 School Quality Report

2018–19 Grades Measured: PK3 - 4



Points Earned Points Possible

Student Progress (35 points): Academic Improvement Over Time

Growth on the state assessment in English Language Arts



9.5 17.5

Growth on the state assessment in mathematics



5.7 17.5

Student Achievement (25 points): Approaching, Meeting, or Exceeding College and Career Ready Standards

PARCC: English Language Arts

Approaching College and Career Ready and Above



3.6 7.5

College and Career Ready



1.3 5.0

PARCC: Mathematics

Approaching College and Career Ready and Above



3.9 7.5

College and Career Ready



2.2 5.0

Gateway (5 points): Outcomes in Key Subjects that Predict Future Educational Success (returning students)

3rd Grade English Language Arts

College and Career Ready



0.6 5.0

8th Grade Mathematics

College and Career Ready



School Environment (30 points): Predictors of Future Student Progress and Achievement

Attendance

In-seat attendance



7.8 9.0

Re-enrollment

Percent of eligible students who re-enrolled



8.2 9.0

Teacher Interaction Observations:
Classroom Assessment Scoring System (CLASS)

Emotional Support



4.0 4.0

Classroom Organization



4.0 4.0

Instructional Support



3.1 4.0

TOTAL SCORE 56.7

TIER 2

53.9 out of **95.0**

Capital City PCS - Lower School

2019 School Quality Report

2018–19 Grades Measured: PK3 - 4



Points Earned Points Possible

Additional Measures: Early Childhood Student Outcomes on School-Selected Assessments

PK Pre-Literacy: Teaching Strategies GOLD

Percent of students who met or exceeded the publisher's expectations for growth or achievement at the end of the year



PK Math: Teaching Strategies GOLD

Percent of students who met or exceeded the publisher's expectations for growth or achievement at the end of the year



PK Social Emotional Learning: Teaching Strategies GOLD

Percent of students who met or exceeded the publisher's expectations for growth or achievement at the end of the year



K-2 Literacy: Fountas & Pinnell Literacy

Median percentile of student growth compared to national student performance



K-2 Math: NWEA Measures of Academic Progress (MAP)

Median percentile of student growth compared to national student performance

