




100 Peabody Street NW
(202) 808-9800
www.ccpcs.org

Note from the School

Capital City PCS is recognized as a national model for innovation and excellence. The school offers a rigorous, engaging EL Education program, allowing students to complete in-depth learning expeditions. Our whole-child approach emphasizes social-emotional learning, arts integration, fitness/wellness, and after-school activities. Capital City's inclusive, diverse environment has low student-teacher ratios for tailored instruction. The school is in a renovated facility with a gym, a library, a garden, athletic fields, a makerspace, and a theater.

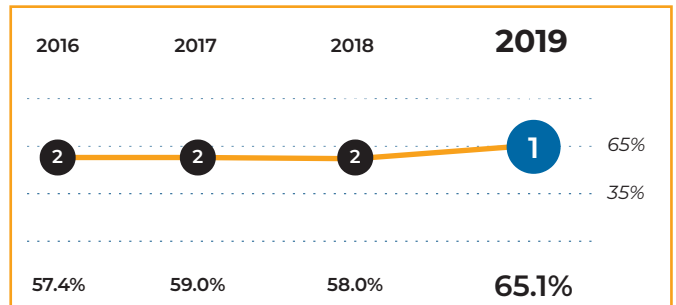
Capital City PCS - Middle School



Tier Explanations

- 1 High Performing**
(65.0% - 100%)
- 2 Mid Performing**
(35.0% - 64.9%)
- 3 Low Performing**
(0.0% - 34.9%)

Tiers and Scores



School Profile (2019–20)

Board Chair

Nick Rodriguez

Head of School

Karen Dresden

Principal

Laina Cox

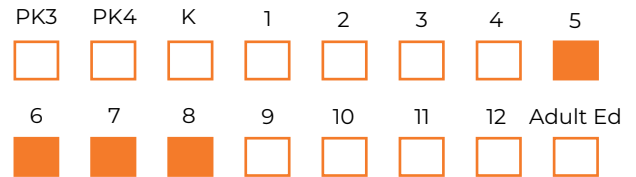
First School Year

2012-2013

Grades Served

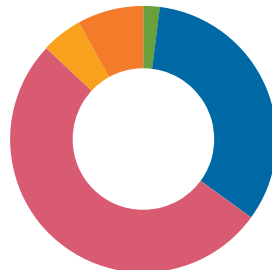
Current Grades
 Future Grades

Part of a PK-12 network.



Student Demographics (2018–19)

Total Enrollment
335



American Indian/Alaskan	0.0%
Asian	1.5%
Black/African American	32.5%
Hawaiian/Pacific Islander	0.0%
Hispanic/Latino, any race	52.8%
Two or More Races	5.1%
White	8.1%

English Learner
17.9%

Special Education
15.2%

At-Risk
29.0%

Capital City PCS - Middle School

2019 School Quality Report

2018–19 Grades Measured: 5 - 8



Points Earned Points Possible

Student Progress (40 points): Academic Improvement Over Time

Growth on the state assessment in English Language Arts



12.6 20.0

Growth on the state assessment in mathematics



12.3 20.0

Student Achievement (30 points): Approaching, Meeting, or Exceeding College and Career Ready Standards

PARCC: English Language Arts

Approaching College and Career Ready and Above



5.7 9.0

College and Career Ready



3.9 6.0

PARCC: Mathematics

Approaching College and Career Ready and Above



4.9 9.0

College and Career Ready



2.1 6.0

Gateway (5 points): Outcomes in Key Subjects that Predict Future Educational Success (returning students)

3rd Grade English Language Arts

College and Career Ready



8th Grade Mathematics

College and Career Ready



1.3 5.0

School Environment (20 points): Predictors of Future Student Progress and Achievement

Attendance

In-seat attendance



9.0 10.0

Re-enrollment

Percent of eligible students who re-enrolled



10.0 10.0

TOTAL SCORE 65.1

TIER 1

61.8 out of 95.0