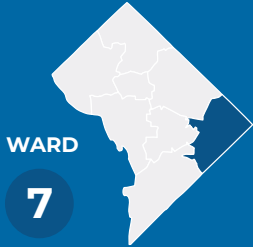




2019

School Quality Report



WARD

7

3701 Haynes Street NE
(202) 398-2230
www.chavezschools.org

Note from the School

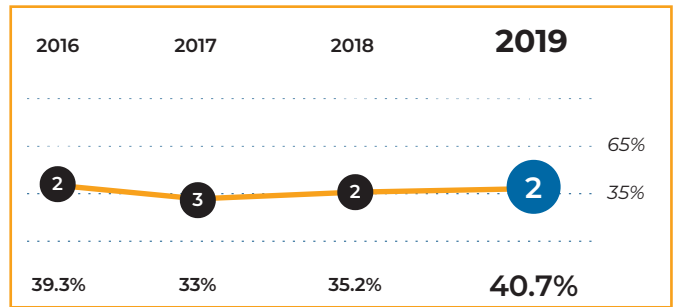
César Chávez PCS' mission is to prepare students to succeed in competitive colleges and to empower them to use public policy to create a more just, free, and equal world. Our vision is for our scholars to earn college degrees and lead lives of personal achievement as they engage in local and national public policy challenges.

César Chávez PCS for Public Policy - Parkside Middle School

Tier Explanations

- 1 High Performing**
(65.0% - 100%)
- 2 Mid Performing**
(35.0% - 64.9%)
- 3 Low Performing**
(0.0% - 34.9%)

Tiers and Scores



School Profile (2019–20)

Board Chair
Andre Bhatia

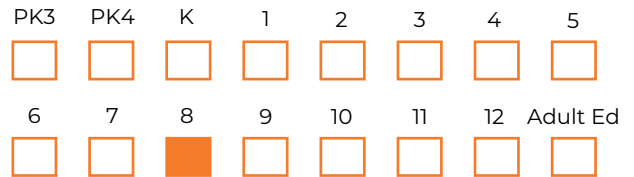
Principal
Kourtney Miller

First School Year
2004-2005

Grades Served

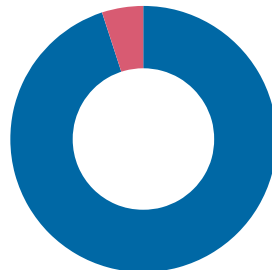
Current Grades (Solid Orange) Future Grades (Hatched Orange)

Part of a 7-12 network.



Student Demographics (2018–19)

Total Enrollment
133



- American Indian/Alaskan 0.0%
- Asian 0.0%
- Black/African American 95.5%
- Hawaiian/Pacific Islander 0.0%
- Hispanic/Latino, any race 4.5%
- Two or More Races 0.0%
- White 0.0%

English Learner
2.3%

Special Education
18.8%

At-Risk
75.2%

Cesar Chavez PCS for Public Policy - Parkside Middle School

2019 School Quality Report

2018–19 Grades Measured: 7 - 8



Points Earned Points Possible

Student Progress (40 points): Academic Improvement Over Time

Growth on the state assessment in English Language Arts



10.1 20.0

Growth on the state assessment in mathematics



6.8 20.0

Student Achievement (30 points): Approaching, Meeting, or Exceeding College and Career Ready Standards

PARCC: English Language Arts

Approaching College and Career Ready and Above



4.8 9.0

College and Career Ready



3.1 6.0

PARCC: Mathematics

Approaching College and Career Ready and Above



2.7 9.0

College and Career Ready

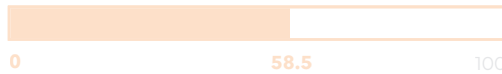


0.7 6.0

Gateway (5 points): Outcomes in Key Subjects that Predict Future Educational Success (returning students)

3rd Grade English Language Arts

College and Career Ready



8th Grade Mathematics

College and Career Ready



0.5 5.0

School Environment (20 points): Predictors of Future Student Progress and Achievement

Attendance

In-seat attendance



4.7 10.0

Re-enrollment

Percent of eligible students who re-enrolled



5.3 10.0

TOTAL SCORE 40.7

TIER 2

38.7 out of 95.0