



3700 North Capitol Street NW  
(202) 588-0370  
www.creativemindspcs.org

## Note from the School

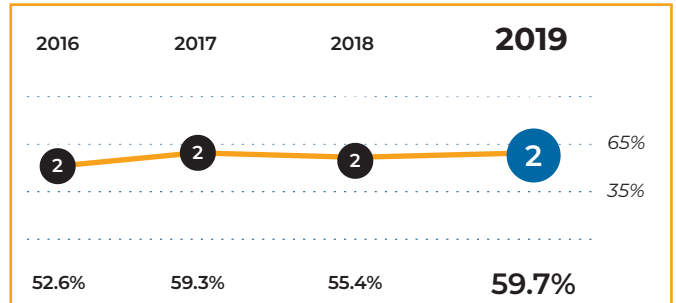
Creative Minds International PCS is the only public school in DC that offers an accredited International Early Years, Primary, and Middle Years Curricula. We also offer a diverse curriculum with project- and arts-based activities. Our goal is to provide students with the foundational skills required for successful participation in a global society.

# Creative Minds International PCS

## Tier Explanations

- 1 High Performing**  
(65.0% - 100%)
- 2 Mid Performing**  
(35.0% - 64.9%)
- 3 Low Performing**  
(0.0% - 34.9%)

## Tiers and Scores



## School Profile (2019–20)


**Board Chair**  
Val Wise


**Executive Director**  
Chuck Jackson

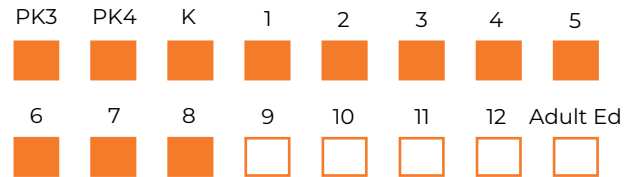
**Chief Academic Officer**  
Nayamka Long

**First School Year**  
2012-2013

### Grades Served

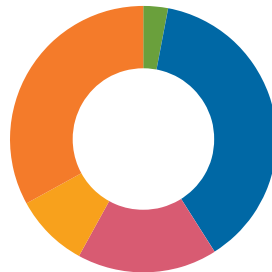
 Current Grades

 Future Grades



## Student Demographics (2018–19)

**Total Enrollment**  
496



American Indian/Alaskan	0.0%
Asian	3.4%
Black/African American	37.7%
Hawaiian/Pacific Islander	0.0%
Hispanic/Latino, any race	17.1%
Two or More Races	8.7%
White	33.1%

**English Learner**  
6.5%

**Special Education**  
26.6%

**At-Risk**  
15.9%

# Creative Minds International PCS


## 2019 School Quality Report

2018–19 Grades Measured: PK3 - 8

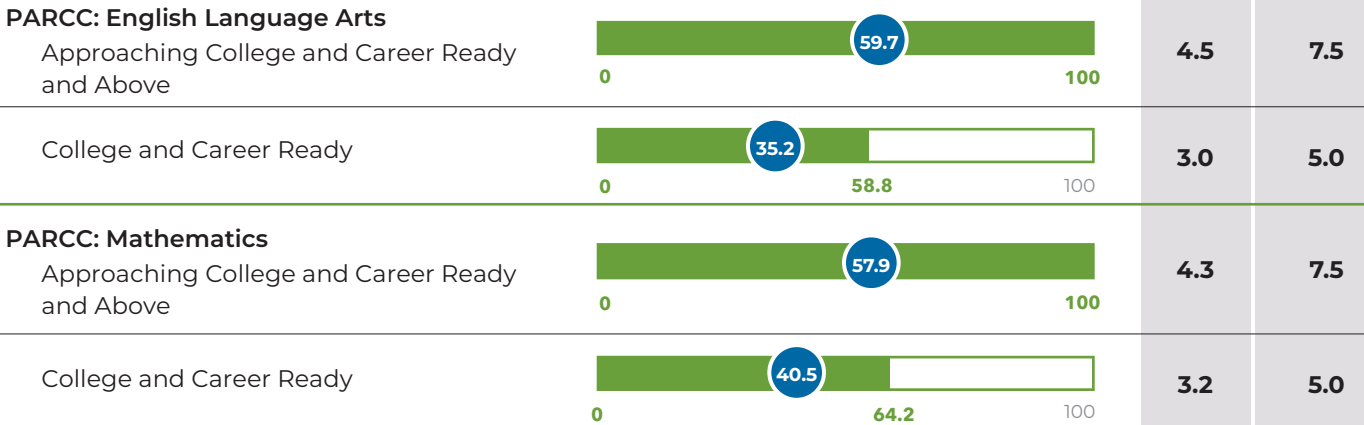


Points Earned Points Possible

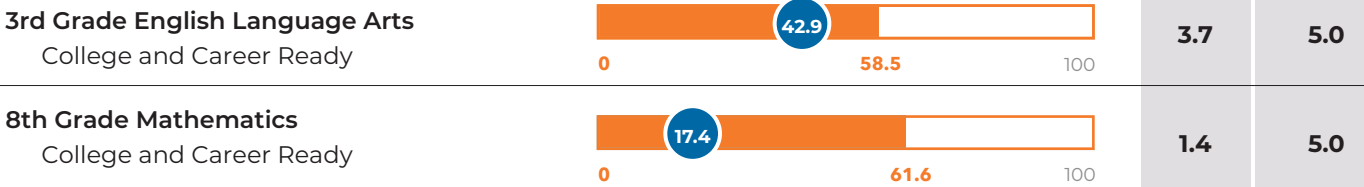
### Student Progress (35 points): Academic Improvement Over Time



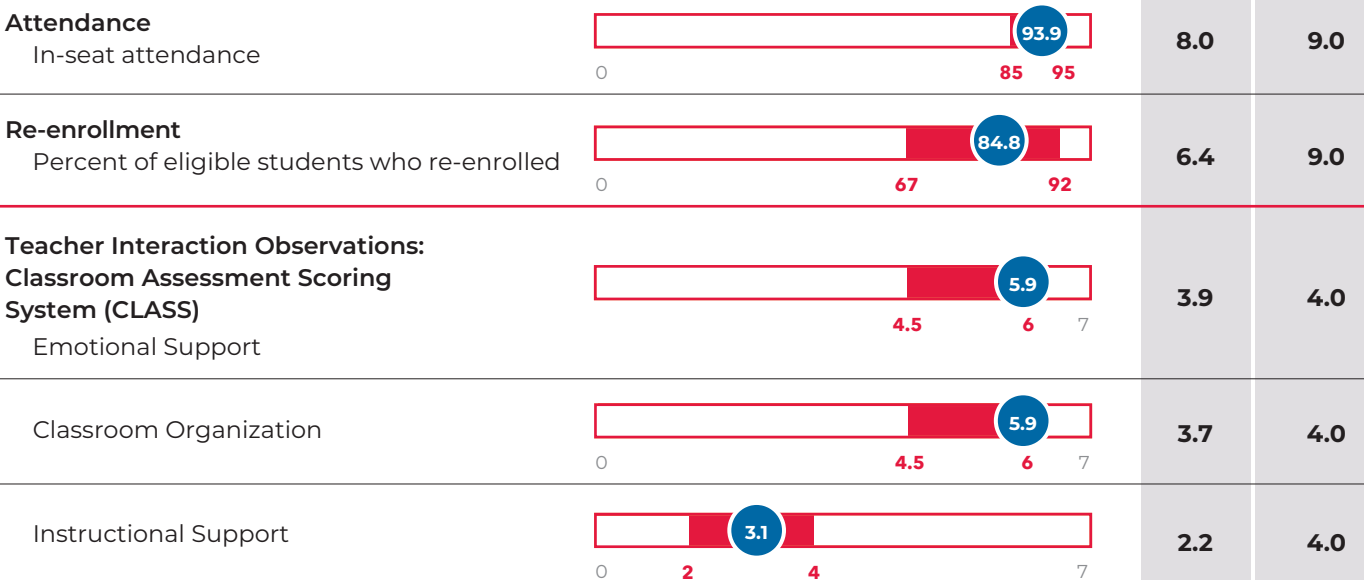
### Student Achievement (25 points): Approaching, Meeting, or Exceeding College and Career Ready Standards



### Gateway (10 points): Outcomes in Key Subjects that Predict Future Educational Success (returning students)



### School Environment (30 points): Predictors of Future Student Progress and Achievement



**TOTAL SCORE 59.7**

**TIER 2**

59.7 out of 100

# Creative Minds International PCS

## 2019 School Quality Report

2018–19 Grades Measured: PK3 - 8



Points  
Earned

Points  
Possible

### Additional Measures: Early Childhood Student Outcomes on School-Selected Assessments

#### PK Pre-Literacy: Teaching Strategies GOLD

Percent of students who met or exceeded the publisher's expectations for growth or achievement at the end of the year



#### PK Math: Teaching Strategies GOLD

Percent of students who met or exceeded the publisher's expectations for growth or achievement at the end of the year



#### K-2 Literacy: Developmental Reading Assessment (DRA)

Median percentile of student growth compared to national student performance



#### K-2 Math: NWEA Measures of Academic Progress (MAP)

Median percentile of student growth compared to national student performance

