




33 Riggs Road NE  
(202) 750-6674  
www.dcbilingual.org

### Note from the School

DC Bilingual provides an innovative, dual immersion Spanish and English learning program for all students, regardless of their home language. We offer a rigorous curriculum paired with comprehensive arts, wellness, and family engagement programs. Our students learn the skills and values they need to become influential community members.

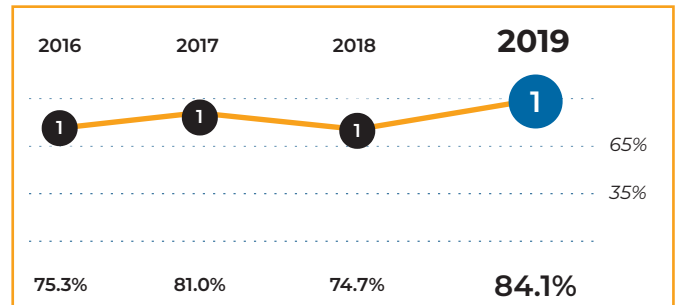
# DC Bilingual PCS



## Tier Explanations

- 1 High Performing**  
(65.0% - 100%)
- 2 Mid Performing**  
(35.0% - 64.9%)
- 3 Low Performing**  
(0.0% - 34.9%)

## Tiers and Scores



## School Profile (2019–20)

**Board Chair**  
Nadia Ramey

**Head of School**  
Daniela Anello

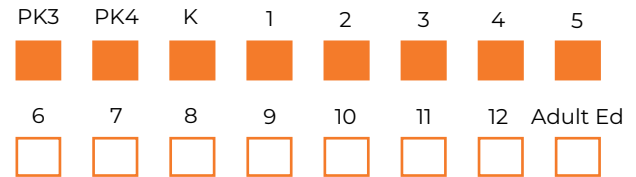
**Principal**  
Alina Thouyaret

**First School Year**  
2004-2005

### Grades Served

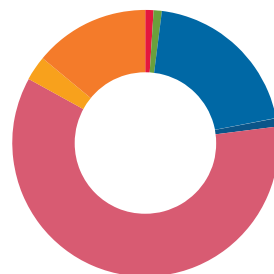
Current Grades
  Future Grades

Part of the PK-12 DCI network.



## Student Demographics (2018–19)

**Total Enrollment**  
444



- American Indian/Alaskan 0.2%
- Asian 0.5%
- Black/African American 20.3%
- Hawaiian/Pacific Islander 0.2%
- Hispanic/Latino, any race 61.7%
- Two or More Races 2.5%
- White 14.6%

**English Learner**  
43.5%

**Special Education**  
16.2%

**At-Risk**  
26.8%

2018–19 Grades Measured: PK3 - 5



Points Earned Points Possible

### Student Progress (35 points): Academic Improvement Over Time

Growth on the state assessment in English Language Arts



13.9 17.5

Growth on the state assessment in mathematics



17.5 17.5

### Student Achievement (25 points): Approaching, Meeting, or Exceeding College and Career Ready Standards

PARCC: English Language Arts

Approaching College and Career Ready and Above



5.3 7.5

College and Career Ready



3.4 5.0

PARCC: Mathematics

Approaching College and Career Ready and Above



4.9 7.5

College and Career Ready



2.4 5.0

### Gateway (5 points): Outcomes in Key Subjects that Predict Future Educational Success (returning students)

3rd Grade English Language Arts

College and Career Ready



3.1 5.0

8th Grade Mathematics

College and Career Ready



### School Environment (30 points): Predictors of Future Student Progress and Achievement

Attendance

In-seat attendance



9.0 9.0

Re-enrollment

Percent of eligible students who re-enrolled



9.0 9.0

Teacher Interaction Observations:  
Classroom Assessment Scoring  
System (CLASS)

Emotional Support



4.0 4.0

Classroom Organization



4.0 4.0

Instructional Support



3.4 4.0

**TOTAL SCORE 84.1**

**TIER 1**

**79.9 out of 95.0**

2018–19 Grades Measured: PK3 - 5



Points Earned Points Possible

### Additional Measures: Early Childhood Student Outcomes on School-Selected Assessments

#### PK Pre-Literacy: Teaching Strategies GOLD)

Percent of students who met or exceeded the publisher's expectations for growth or achievement at the end of the year



#### PK Math: Teaching Strategies GOLD

Percent of students who met or exceeded the publisher's expectations for growth or achievement at the end of the year



#### K-2 Literacy: Fountas & Pinnell Literacy

Median percentile of student growth compared to national student performance



#### K-2 Math: Assessing Math Concepts (AMC)

Median percentile of student growth compared to national student performance

