


Note from the School

Founded in 2003, DC Prep has been the highest-performing network of public charter schools in DC for eight years running. We serve over 2,000 students in PK3-8th grade on five campuses in Wards 5, 7, and 8. Benning Elementary Campus (BEC), located in Ward 7, provides a developmentally appropriate, academically challenging education for students in PK3-3rd grade.

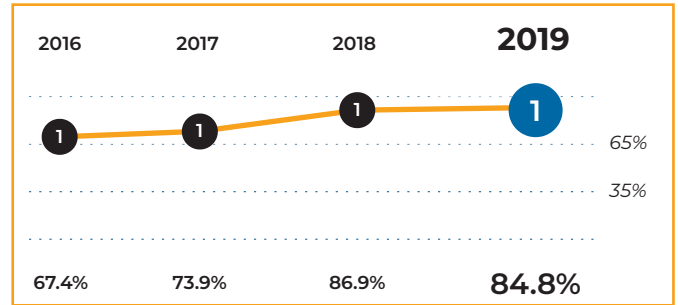
DC Prep PCS - Benning Elementary School



Tier Explanations

- 1 High Performing**
(65.0% - 100%)
- 2 Mid Performing**
(35.0% - 64.9%)
- 3 Low Performing**
(0.0% - 34.9%)

Tiers and Scores



School Profile (2019–20)

Board Chair
Michela English

Chief Executive Officer
Laura Maestas

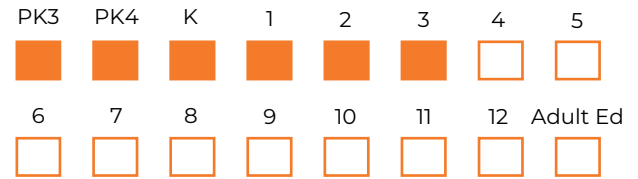
Principal
Kent Strader

First School Year
2008-2009

Grades Served

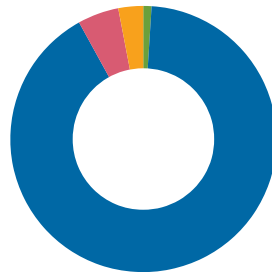
Current Grades
 Future Grades

Part of a PK-8 network.



Student Demographics (2018–19)

Total Enrollment
448



American Indian/Alaskan	0.0%
Asian	0.2%
Black/African American	92.0%
Hawaiian/Pacific Islander	0.0%
Hispanic/Latino, any race	5.4%
Two or More Races	2.5%
White	0.0%

English Learner
2.9%

Special Education
12.7%

At-Risk
57.6%

DC Prep PCS - Benning Elementary School

2019 School Quality Report

2018–19 Grades Measured: PK3 - 3



Points Earned Points Possible

Student Progress (45 points): Academic Improvement Over Time

Growth on the school's NWEA MAP assessment in reading		19.7	22.5
Growth on the school's NWEA MAP assessment in mathematics		22.5	22.5

Student Achievement (20 points): Approaching, Meeting, or Exceeding College and Career Ready Standards

PARCC: English Language Arts Approaching College and Career Ready and Above		3.8	6.0
College and Career Ready		3.0	4.0
PARCC: Mathematics Approaching College and Career Ready and Above		4.4	6.0
College and Career Ready		3.2	4.0

Gateway (5 points): Outcomes in Key Subjects that Predict Returning Students' Future Educational Success

3rd Grade English Language Arts College and Career Ready		3.8	5.0
8th Grade Mathematics College and Career Ready			

School Environment (30 points): Predictors of Future Student Progress and Achievement

Attendance In-seat attendance		6.5	9.0
Re-enrollment Percent of eligible students who re-enrolled		7.1	9.0
Teacher Interaction Observations: Classroom Assessment Scoring System (CLASS) Emotional Support		4.0	4.0
Classroom Organization		4.0	4.0
Instructional Support		2.8	4.0

TOTAL SCORE 84.8

TIER 1

84.8 out of **100**

DC Prep PCS - Benning Elementary School

2019 School Quality Report

2018–19 Grades Measured: PK3 - 3



Points
Earned

Points
Possible

Additional Measures: Early Childhood Student Outcomes on School-Selected Assessments

PK Pre-Literacy: Peabody Picture Vocabulary Test (PPVT)

Percent of students who met or exceeded the publisher's expectations for growth by the end of the year



PK Math: Test of Early Mathematics Ability (TEMA)

Percent of students who met or exceeded the publisher's expectations for growth by the end of the year

