


100 41st Street NE
(202) 396-3780
www.dcprep.org

Note from the School

Founded in 2003, DC Prep has been the highest-performing network of public charter schools in DC for eight years running. We serve over 2,000 students in PK3-8th grade on five campuses in Wards 5, 7, and 8. Benning Middle Campus (BMC), located in Ward 7, is an extended middle school serving students in 4th-8th grade. BMC is preparing its graduates for success in top-tier high schools, college, and beyond.

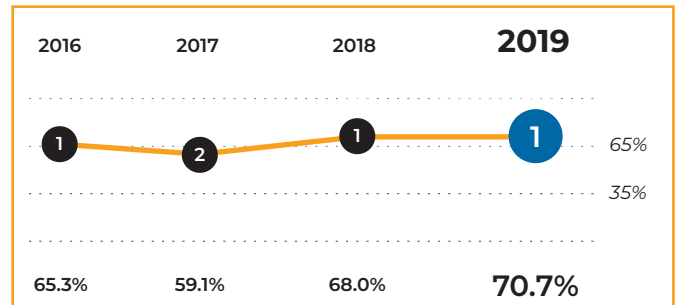
DC Prep PCS - Benning Middle School



Tier Explanations

- 1 High Performing**
(65.0% - 100%)
- 2 Mid Performing**
(35.0% - 64.9%)
- 3 Low Performing**
(0.0% - 34.9%)

Tiers and Scores



School Profile (2019–20)

Board Chair

Michela English

Chief Executive Officer

Laura Maestas

Principal

Erin Waldron

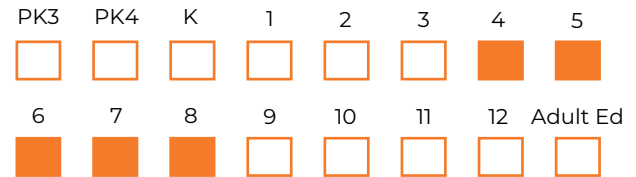
First School Year

2013-2014

Grades Served

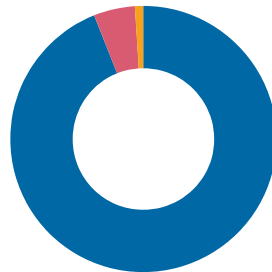
 Current Grades  Future Grades

Part of a PK-8 network.



Student Demographics (2018–19)

Total Enrollment
341



American Indian/Alaskan	0.0%
Asian	0.0%
Black/African American	93.8%
Hawaiian/Pacific Islander	0.0%
Hispanic/Latino, any race	4.7%
Two or More Races	1.5%
White	0.0%

English Learner
1.5%

Special Education
18.2%

At-Risk
49.0%

DC Prep PCS - Benning Middle School

2019 School Quality Report

2018–19 Grades Measured: 4 - 8



Points Earned Points Possible

Student Progress (40 points): Academic Improvement Over Time

Growth on the state assessment in English Language Arts



11.0 20.0

Growth on the state assessment in mathematics



12.2 20.0

Student Achievement (30 points): Approaching, Meeting, or Exceeding College and Career Ready Standards

PARCC: English Language Arts

Approaching College and Career Ready and Above



6.3 9.0

College and Career Ready



4.7 6.0

PARCC: Mathematics

Approaching College and Career Ready and Above



6.0 9.0

College and Career Ready

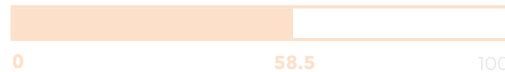


3.6 6.0

Gateway (5 points): Outcomes in Key Subjects that Predict Future Educational Success (returning students)

3rd Grade English Language Arts

College and Career Ready



8th Grade Mathematics

College and Career Ready



5.0 5.0

School Environment (20 points): Predictors of Future Student Progress and Achievement

Attendance

In-seat attendance



8.4 10.0

Re-enrollment

Percent of eligible students who re-enrolled



10.0 10.0

TOTAL SCORE 70.7

TIER 1

67.2 out of 95.0