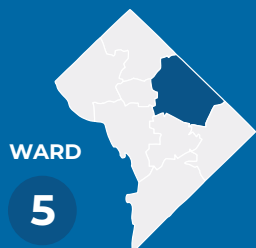


2019

School Quality Report



WARD

5

707 Edgewood Street NE
(202) 635-4411
www.dcprep.org

Note from the School

Founded in 2003, DC Prep has been the highest-performing network of public charter schools in DC for eight years running. We serve over 2,000 students in PK3-8th grade on five campuses in Wards 5, 7, and 8. Edgewood Elementary Campus (EEC), located in Ward 5, provides a developmentally appropriate, academically challenging education for students in PK3-3rd grade.

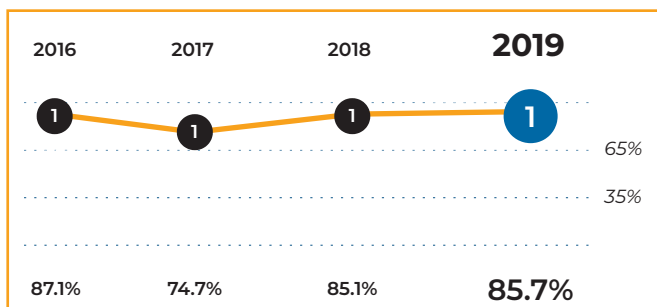
DC Prep PCS - Edgewood Elementary School



Tier Explanations

- 1 High Performing**
(65.0% - 100%)
- 2 Mid Performing**
(35.0% - 64.9%)
- 3 Low Performing**
(0.0% - 34.9%)

Tiers and Scores



School Profile (2019–20)

Board Chair

Michela English

Chief Executive Officer

Laura Maestas

Principal

Avise Hayes

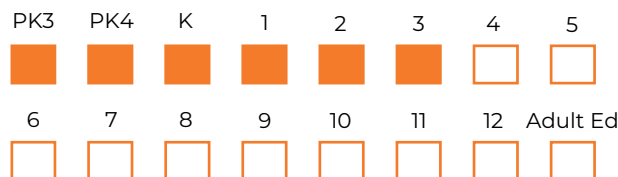
First School Year

2007-2008

Grades Served

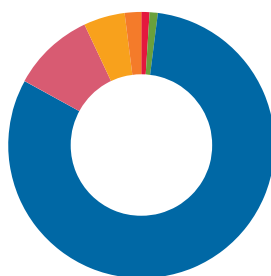


Part of a PK-8 network.



Student Demographics (2018–19)

Total Enrollment
450



American Indian/Alaskan	0.2%
Asian	0.4%
Black/African American	82.7%
Hawaiian/Pacific Islander	0.0%
Hispanic/Latino, any race	9.8%
Two or More Races	5.1%
White	1.8%

English Learner
12.0%

Special Education
11.8%

At-Risk
40.7%

DC Prep PCS - Edgewood Elementary School

2019 School Quality Report

2018–19 Grades Measured: PK3 - 3



Points Earned Points Possible

Student Progress (45 points): Academic Improvement Over Time

Growth on the school's NWEA MAP assessment in reading



18.6 22.5

Growth on the school's NWEA MAP assessment in mathematics



22.5 22.5

Student Achievement (20 points): Approaching, Meeting, or Exceeding College and Career Ready Standards

PARCC: English Language Arts

Approaching College and Career Ready and Above



4.2 6.0

College and Career Ready



2.6 4.0

PARCC: Mathematics

Approaching College and Career Ready and Above



5.0 6.0

College and Career Ready



3.2 4.0

Gateway (5 points): Outcomes in Key Subjects that Predict Returning Students' Future Educational Success

3rd Grade English Language Arts

College and Career Ready



3.7 5.0

8th Grade Mathematics

College and Career Ready



School Environment (30 points): Predictors of Future Student Progress and Achievement

Attendance

In-seat attendance



8.2 9.0

Re-enrollment

Percent of eligible students who re-enrolled



8.0 9.0

Teacher Interaction Observations:
Classroom Assessment Scoring
System (CLASS)

Emotional Support



4.0 4.0

Classroom Organization



3.3 4.0

Instructional Support



2.4 4.0

TOTAL SCORE 85.7

TIER 1

85.7 out of 100

DC Prep PCS - Edgewood Elementary School

2019 School Quality Report

2018–19 Grades Measured: PK3 - 3



Points
Earned

Points
Possible

Additional Measures: Early Childhood Student Outcomes on School-Selected Assessments

PK Pre-Literacy: Peabody Picture Vocabulary Test (PPVT)

Percent of students who met or exceeded the publisher's expectations for growth by the end of the year



PK Math: Test of Early Mathematics Ability (TEMA)

Percent of students who met or exceeded the publisher's expectations for growth by the end of the year

